



RUBI

2017



PAGE
10
57

MANUAL TILE CUTTING

- Manual Tile Cutters.
- Accessories for Manual Tile Cutters.
- Cutters for Building Materials.

01



02



ELECTRIC TILE CUTTING

- Electric Cutting and Mitering Saws.
- Circular Saw, Grinder, Wall Chaser and Vacuum Cleaner.

PAGE
58
89

PAGE
90
103

DIAMOND BLADES

- Diamond blades (dry cut)
- Diamond blades (wet cut)

03



04



PERFORATION

- Tools for Drilling Tiles, Stoneware, Marble, Granite and other materials.

PAGE
104
117

PAGE
118
121

POLISHING

- Blades and Polishing pad.

05



06



MIXING

- Electric Mixers.
- Mixing Paddles.

PAGE
122
133

PAGE

134
171

TOOLS FOR FIXING TILES AND FINISHINGS

- Trowels, Notched Trowels, Brick Trowels, Rubber Trowels and Spatulas.
- Mallets, Flat Chisels, Templates and Accessories for Tiling.
- Mallets, Nippers and Grout Mortar Applicators.

07



08



ACCESSORIES FOR TILE FIXING AND FINISHING

- Measuring Systems.
- Tile Spacers.
- Fast Levelling Systems.

PAGE

172
191

PAGE

192
219

RUBBER PRODUCTS FOR CONSTRUCTION

- Rubble Chutes.
- Rubber Products for Construction.
- Plastic Products for Construction.

09



10



SAFETY EQUIPMENT

- Safety equipment for building professionals.

PAGE

220
227

PAGE

229
246

ACCESSORIES FOR CLEANING AND FINISHING

- Products & Accessories for cleaning and finishing of tiles.
- Cleaners and Polishers.

11



12



PAL BOX AND DISPLAYS

- Index by References.

PAGE

247
255

RUBI® A BRAND

SERVICE GUARANTEE

RUBI

The company Germans Boada, S.A., RUBI® was created in 1951 with the invention by the Boada brothers of a manual cutter for hydraulic mosaic. This new tool, christened with the name of RUBI®, served as a stepping stone for developing a strong company that currently designs, manufactures and distributes equipment and tools for cutting and fixing tiles.

Its international vocation, very present since its creation, makes Germans Boada S.A. now a global company with a presence in over 100 countries and an extensive network of branch and participated companies worldwide. The group headquarters is located in RUBI®, near Barcelona, and the logistics and industrial center are in Santa Oliva (Tarragona). In the latter facilities, we have recently expanded to 20,000 m² and there are the productive and logistics center, equipped with an automated warehouse and the latest technology in order management.

These resources, combined with optimal inventory management, provide a daily service to major markets with tight deadlines, thus satisfying the current needs of the various distribution channels worldwide.



Besides the guaranteed international service of the group GERMANS BOADA offer extensive support to the distribution channel; sales training, demonstrations in outlets and construction sites using a fleet of mobile units, fairs, promotional activity, new deployment supports, communication media and social networking with an active presence on the Internet. Some of the actions are intended to ensure RUBI® have a good product turnover. However, much of the success of the RUBI® products is the result of the strength and brand recognition among professionals worldwide, who regard RUBI® as a quality assurance backed by a highly reliable international customer service.



-  *Germans Boada, S.A.*
-  *Branch Company*
-  *Branch Office*
-  *Concessionaire*
-  *Distributor*

RUBI® IS RUBI® ALL OVER THE WORLD



RUBI® PRODUCTS

CONSTANT INNOVATION


TO ASSIST THE USER

Since its inception, RUBI® has always been a brand specialized in quality products and services for cutting, placement, maintenance and cleaning of tiles.

The RUBI® range, evolves according to changes in materials and their applications, offering construction professionals a range of specialized and technically advanced products that include tools and machines needed for good tile placement with perfect finishes.




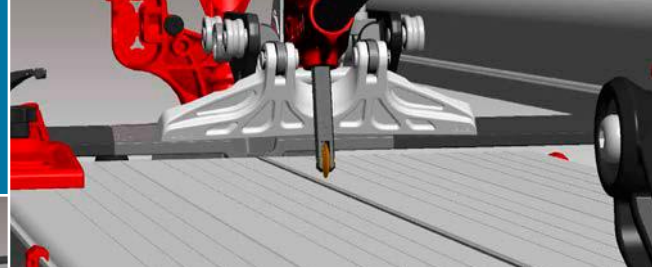
The objective is to maintain the current RUBI® technological leadership through a strong commitment to research, innovation, design and development. For this reason and as a sign of the spirit of innovation and continuous improvement, the group counts the RUBI® TECHNOLOGY CENTER, located at the Group Headquarters, near Barcelona, which has a multidisciplinary team of engineers as the most advanced technological.

RUBI® products are created with design and creativity. The priority is to meet the real needs of professionals in the placement of tiles in the most practical, durable and competitive fashion.



The industrial design related to the ergonomics and functionality, sustainability and low impact on the environment, RUBI® products, means that as a result, the products are very respectful of nature and their components are easily recyclable.

Furthermore, contributions of commercial teams all over the world are added to the end-user's participation in the creation and design of innovative products. The direct participation of professionals of different nationalities in the various stages of definition, creation and development is a key factor for the success of RUBI® products.



PROFESSIONAL TRAINING

WITH RUBI®



The RUBI® brand has an international reputation thanks to the unconditional support of the construction professionals worldwide. Since its inception, users have conveyed great confidence to RUBI®, reinforcing the brand in all areas.

RUBI® is committed to forming partnerships with schools and professional associations around the world and makes available to its customers the RUBI® Professional Building School, located next to its logistics center.

Finally, in order to dignify the building trades and show the evolution of the tools, RUBI® has the Space Theme “Construction Tools”, visited annually by more than 4,000 people.



MANUAL TILE CUTTING

01

RUBI

Manual Tile Cutters

Accessories for Manual Tile Cutters

Cutters for Building Materials





01

RUBI

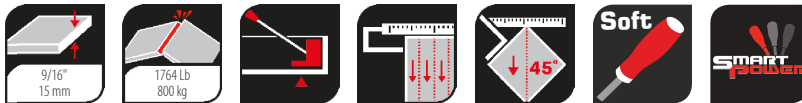
TS-MAX

AUTHENTIC & ORIGINAL: LIGHTWEIGHT AND FUNCTIONAL WITH HIGH PERFORMANCE BREAKER.

For intensive cutting of ceramic and porcelain tiles.

- Bigger reinforced base for a higher comfort and better stability when cutting.
- Powerful single point breaker. Up to 800 kg breaking pressure.
- Double guide for direct view of scoring/cutting line.
- Chromed steel guides, rectified and calibrated, with anti-rust treatment.
- Lateral stop for repetitive straight and 45° cuts.
- Interchangeable scoring wheels ranging from Ø 6mm to 22 mm.
- Includes Ø 6mm and 10 mm scoring wheels and a transport case with reinforced locks and hinges.





1

Progressive breaking system "SMART POWER" adapts to different material hardness.

2

Wide base. Greater base surface for higher stability and cutting quality.

3

Reinforced components for heavy duty work. High durability.

4

Ergonomic handles. Maximum comfort.

	REF								
TS-43 MAX	18920	√	17" 43 cm	12x12" 30x30 cm	1/4-5/8" 6-15 mm	1764 Lb 800 kg	19.4 Lb 8.8 kg	1	24
TS-57 MAX	18921	√	22" 57 cm	16x16" 40x40 cm	1/4-5/8" 6-15 mm	1764 Lb 800 kg	21.8 Lb 9.9 kg	1	24
TS-66 MAX	18922	√	26" 66 cm	18x18" 46x46 cm	1/4-5/8" 6-15 mm	1764 Lb 800 kg	29.5 Lb 13.4 kg	1	20
TS-75 MAX	18923	√	29" 75 cm	21x21" 53x53 cm	1/4-5/8" 6-15 mm	1764 Lb 800 kg	33.3 Lb 15.1 kg	1	20
TS-43 MAX (GREY)	18972	√	17" 43 cm	12x12" 30x30 cm	1/4-5/8" 6-15 mm	1764 Lb 800 kg	19.4 Lb 8.8 kg	1	24
TS-57 MAX (GREY)	18973	√	22" 57 cm	16x16" 40x40 cm	1/4-5/8" 6-15 mm	1764 Lb 800 kg	21.8 Lb 9.9 kg	1	24
TS-66 MAX (GREY)	18974	√	26" 66 cm	18x18" 46x46 cm	1/4-5/8" 6-15 mm	1764 Lb 800 kg	29.5 Lb 13.4 kg	1	20
TS-75 MAX (GREY)	18975	√	29" 75 cm	21x21" 53x53 cm	1/4-5/8" 6-15 mm	1764 Lb 800 kg	33.3 Lb 15.1 kg	1	20



RUBI

TF-MAX

ROBUST AND FUNCTIONAL MANUAL TILE CUTTER.

For intensive cutting of tiles.

- 800kg high performance single point breaker.
- Double guide for better visibility of the scoring line .
- Chromed steel guides, calibrated and rectified, with anti corrosion treatment.
- Lateral stop for straight and 45° repetitive cuts.
- Interchangeable scoring wheels available , ranging between Ø 6mm-22mm.
- Ø 8mm scoring wheel included.



1

Progressive breaking system "SMART POWER", adaptable to each material.

2

Wooden base with waterproof protection for high durability.

3

Reinforced components for heavy duty work.


4

Ergonomic handles for maximum comfort.

	REF										
TF-66 MAX	15930			26" 66 cm	18x18" 46x46 cm	1/4-9/16" 6-15 mm	1764 Lb 800 kg	24 Lb 11 kg	- Lb - kg	1	25
TF-66 MAX WITH CASE	15931	✓		26" 66 cm	18x18" 46x46 cm	1/4-9/16" 6-15 mm	1764 Lb 800 kg	24 Lb 11 kg	32 Lb 14.5 kg	1	12
TF-93 MAX	15932			36" 93 cm	25x25" 65x65 cm	1/4-9/16" 6-15 mm	1764 Lb 800 kg	24 Lb 11 kg	- Lb - kg	1	21

ACCESSORIES

18980 -Maintenance Kit



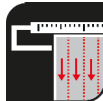
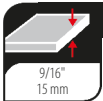
RUBI

TR-MAGNET

SUITABLE FOR DIAGONAL CUTS WITH A REVOLVING SQUARE FOR HIGH ACCURACY.

For intensive cutting of ceramic, wall tiles, floor tiles and stoneware.

- Solid steel guides- chromed and rectified, with anti corrosion treatment for greater resistance to bending.
- Multi point breaker with 800kg power.
- Reinforced SOFT-GRIP handle.
- Lateral stop for repetitive cuts.
- Supplement base for large formats.
- Basecoat with damping effect
- High-strength aluminum base.
- Interchangeable scoring wheels available between Ø 6mm -22mm.
- Ø 6mm and 10mm scoring wheels and bag-case included.



1

Fast operating system with magnet, for one handed use.

2

Reinforced operating material. Increased breaking power.

3

Revolving square with central pivot for fast and accurate measurements for cutting angles.



4

Floating base with shock absorber for better tile breaking.

	REF								
TR-600 MAGNET	17905	√	24" 60 cm	17x17" 42x42 cm	1/8"-3/16" 3-15 mm	1764 Lb 800 kg	31.3 Lb 14.2 kg	2	18
TR-710 MAGNET	17906	√	28" 71 cm	20x20" 50x50 cm	1/8"-3/16" 3-15 mm	1764 Lb 800 kg	35.1 Lb 15.9 kg	1	15

ACCESSORIES

18980 - Maintenance Kit



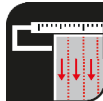
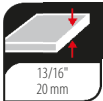
RUBI

TX

ROBUST & ACCURATE CUTTER, EXCEPTIONAL ON DIAGONAL CUTS.

For high quality cutting of ceramic, porcelain and extruded tiles.

- Reinforced breaking feet.
- For large format tiles.
- Measuring system for angular cuts from 0 to 45°.
- Lateral stop for repetitive straight & 45° cuts.
- Set of rectified steel guides, with anti-rust treatment.
- Two-layer base with shock absorption.
- High strength aluminium base
- Interchangeable scoring wheels ranging from Ø5/16" (8mm) to Ø7/8" (22mm).
- Ø5/16" (8mm) & Ø3/4" (18mm) scoring wheels included. Comes with a heavy duty transport case



1

1000kg breaking power for cutting the hardest of materials*.

2

Double guide for greater resistance. Better visibility of scoring/cutting line.

3

Interchangeable scoring wheels for every material to maximize performance and cutting quality.

4

Heavy duty case for easy transport.

	REF								
TX-700	17978	√	27 15/16" 71 cm	20x20" 50x50 cm	1/4-1 3/16" 6-20 mm	2205 Lb 1000 kg	48.9 Lb 22.2 kg	1	10
TX-900	17979	√	36 5/8" 93 cm	25 9/16x25 9/16" 65x65 cm	1/4-1 3/16" 6-20 mm	2205 Lb 1000 kg	52.7 Lb 23.9 kg	1	10

* Some materials with a thickness greater than 15 mm may be difficult to cut manually due to physical characteristics, internal tensions and/or finish. We recommend making sample cuts to determine product compatibility and alternatively suggest cutting these types of material using an electric tile cutter.

ACCESSORIES

18980 - Maintenance Kit



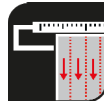
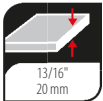
RUBI

TX-N

ROBUST & ACCURATE CUTTER WITH ANGULAR MEASUREMENT SYSTEM
SUITABLE FOR CUTTING VERY HARD MATERIALS.

For intensive cutting of ceramic tiles, also ideal for porcelain tiles and extruded tiles.

- Reinforced breaking feet.
- For large format tiles
- Quick clamping system for the square.
- Lateral stop for repetitive cuts.
- Two-layer base with shock absorption.
- Aluminium base of high strength.
- Heavy duty transport case included
- Interchangeable scoring wheels ranging from $\text{Ø}5/16"$ (8mm) to $\text{Ø}7/8"$ (22mm).
- With $\text{Ø}5/16"$ (8mm) & $\text{Ø}3/4"$ (18mm) scoring wheels.
- Includes set of wheels for better mobility (for TX-1200-N model only).



1

1.000 kg power breaker, for cutting the hardest materials*.

2

Central pivot swivel square for quick and accurate measurement of angle cuts.

3

Double set of guides for greater visibility and flexion resistance.

4

Adaptable scoring wheels to every material to maximize performance and cutting quality.

	REF								
TX-700 N	17970	√	27 15/16" 71 cm	20x20" 50x50 cm	1/4-13/16" 6-20 mm	2205 Lb 1000 kg	48.9 Lb 22.2 kg	1	10
TX-900 N	17971	√	36 5/8" 93 cm	25 9/16x25 9/16" 65x65 cm	1/4-13/16" 6-20 mm	2205 Lb 1000 kg	52.7 Lb 23.9 kg	1	10
TX-1200 N	17974	√	49 3/16" 125 cm	33 7/16x33 7/16" 85x85 cm	1/4-13/16" 6-20 mm	2205 Lb 1000 kg	73.9 Lb 33.5 kg	1	10

* Some materials with a thickness greater than 15 mm may be difficult to cut manually due to physical characteristics, internal tensions and/or finish. We recommend making sample cuts to determine product compatibility and alternatively suggest cutting these types of material using an electric tile cutter.

ACCESSORIES

18980 -Maintenance Kit



RUBI

TZ

MAXIMUM POWER, THE MOST ADVANCED MANUAL CUTTER IN THE MARKET.

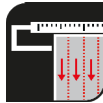
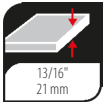
For intensive cutting of all types of ceramic and porcelain tiles.

- Excellent performance breaking system: Clean cuts with soft motion.
- Robust chassis, guides and breaking system.
- Swivel square with central pivot for fast and accurate measurements in angle cutting.
- Adjustable lateral stop for repetitive cuts.
- Support base for excellent tile placement.
- Easy to transport: rubber wheels with bearings and handle.
- Interchangeable scoring wheels ranging from Ø 8mm -22mm.
- Includes Ø 8mm and 18 mm scoring wheels. Reinforced textile bag for transport and protection.



TZ-850
TZ-1020

TZ-1300
TZ-1550



1

Powerful breaking system (up to 1.500 kg), operable with just one hand.

2

Accurate with soft slider movements.

3

Large cutting capacity, up to 21mm thickness. Ideal for large format tiles*.

4


Robust with a foldable structure for high strength and easy transportation.

	REF							
TZ-850	17952	√	33 1/2" 85 cm	24x24" 60x60 cm	1/8-13/16" 3-21 mm	3307 Lb 1500 kg	47.4 Lb 21.5 kg	1 8
TZ-1020	17951	√	40" 102 cm	27x27" 70x70 cm	1/8-13/16" 3-21 mm	3307 Lb 1500 kg	52.9 Lb 24 kg	1 8
TZ-1300	17953	√	51" 130 cm	36x36" 90x90 cm	1/8-13/16" 3-21 mm	3307 Lb 1500 kg	62.83 Lb 28.5 kg	1 8
TZ-1550	17954	√	61" 155 cm	43x43" 110x110 cm	1/8-13/16" 3-21 mm	3307 Lb 1500 kg	69.4 Lb 31.5 kg	1 8

* Some materials with a thickness greater than 15 mm may be difficult to cut manually due to physical characteristics, internal tensions and/or finish. We recommend making sample cuts to determine product compatibility and alternatively suggest cutting these types of material using an electric tile cutter.

ACCESSORIES

18980 - Maintenance Kit



RUBI

TP-S

SINGLE GUIDE WITH MULTIPPOINT SEPARATOR AND ANGULAR MEASUREMENT.



For high quality cutting of ceramics, also ideal for porcelain tiles.

- Reinforced breaking feet*.
- Lateral stop for accurate repetitive cuts.
- Basecoat with damp-proof effect.
- Support base for large formats.
- Carrying handle. (for TP-66-S and TP-75-S models).
- Designed for 'pushing' the handle to use.
- RUBIFLEX ergonomic handle.
- Ø 7/8" (22mm) scoring wheel included. (Ref. 18914)

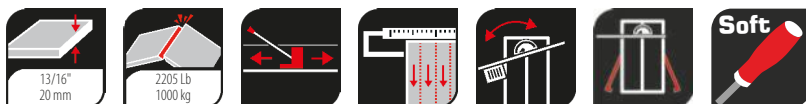


TP-66-S

TP-75-S



TP-93-S



1

Guide system highly resistant to impacts resulting in longer product life.

2

Ergonomic handle with incorporated separator for greater speed and ease of use.

3

Swivel bracket with central pivot for fast and accurate measurements.

4

Long-lasting laser engraved square.

	REF								
TP-66 S	12954	26" 66 cm	18 1/2x18 1/2" 46x46 cm	3/16-1 3/4" 5-20 mm	2205 Lb 1000 kg	25.4 Lb 11.5 kg	1	12	
TP-75 S	12956	29 1/2" 75 cm	20 7/8x20 7/8" 53x53 cm	3/16-1 3/4" 5-20 mm	2205 Lb 1000 kg	26 Lb 12 kg	1	12	
TP-93 S	12958	36 5/8" 93 cm	25 9/16x25 9/16" 65x65 cm	3/16-1 3/4" 5-20 mm	2205 Lb 1000 kg	35.1 Lb 15.9 kg	1	12	

* Some materials with a thickness greater than 15 mm may be difficult to cut manually due to physical characteristics, internal tensions and/or finish. We recommend making sample cuts to determine product compatibility and alternatively suggest cutting these types of material using an electric tile cutter.

ACCESSORIES

18980 - Maintenance Kit





RUBI

TP-T

SINGLE GUIDE CUTTER WITH MULTIPPOINT SEPARATOR AND ANGULAR MEASUREMENT.

For intensive cutting of ceramic tile, also ideal for porcelain tiles.


- Reinforced breaking feet.
- Lateral stop for repetitive & accurate cuts.
- Basecoat with damp-proof effect.
- Support base for large formats.
- Carrying handle. (for TP-66-T and TP-75-T models only).
- Designed for use by 'pulling' the handle.
- Strong ergonomic RUBIFLEX handle.
- Thickness adjustment system with 3 positions (6-9 mm./9-12 mm./12-20 mm.)*.
- Ø 7/8" (22mm) scoring wheel included. (Ref. 18914)



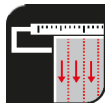
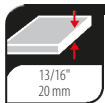
TP-66-T
TP-75-T



TP-93-T



4



1

Single guide system highly resistant to impacts. Longer life.

2

Separator set with height adjustment. Optimum separation for each thickness.

3

Swivel bracket with central pivot for fast and accurate measurement of angular cuts.

4

Long-lasting laser engraved square.

	REF							
TP-66 T	12955	26" 66 cm	18 1/2x18 1/2" 46x46 cm	3/16-13/16" 5-20 mm	2205 Lb 1000 kg	25.4 Lb 11.5 kg	1	12
TP-75 T	12957	29 1/2" 75 cm	20 7/8x20 7/8" 53x53 cm	3/16-13/16" 5-20 mm	2205 Lb 1000 kg	26 Lb 12 kg	1	12
TP-93 T	12959	36 5/8" 93 cm	25 9/16x25 9/16" 65x65 cm	3/16-13/16" 5-20 mm	2205 Lb 1000 kg	35.1 Lb 15.9 kg	1	12

* Some materials with a thickness greater than 15 mm may be difficult to cut manually due to physical characteristics, internal tensions and/or finish. We recommend making sample cuts to determine product compatibility and alternatively suggest cutting these types of material using an electric tile cutter.

ACCESSORIES

18980 - Maintenance Kit



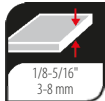
RUBI

SLIM SYSTEM CUTTER

HAND CUTTING SYSTEM WITH CONNECTABLE GUIDES.

For hand cutting, large format porcelain, between 3mm & 8mm thick.

- Cutting capacity of up to 310cm. Extendable as needed with additional guides.
- With silicone cords incorporated in the guides at its base & the fixing suction pads, the SLIM SYSTEM guarantees accurate straight cuts without deviation.
- Tungsten carbide roller with titanium treatment bearing of Ø22mm to offer a high performance and quality cut.
- Separation system, by means of adjustable pincers, which ensure a gradual separation of the tile, thus reducing risk of breakage.
- The set consists of:
 - 3 110cm guides.
 - 1 roller guide with GOLD scoring wheel with bearings Ø22mm (ref. 18912) and shaft (ref. 18717) for rough surfaces.
 - 1 Scoring wheel Ø22mm (ref. 18914) and for smooth surfaces.
 - 2 spreader pincers.
 - 2 suction pads.
 - Reinforced nylon carrying case.



1

Cutting capacity of 310cm. extendable as needed with additional guides.

2

Facilitates a straight cut without deviations.

3


Offers high quality performance.

4

Progressive separation of the material, reducing the risk of breakage.

	REF					
SLIM SYSTEM CUTTER	18911	√	122" 310 cm	1/8-5/16" 3-8 mm	15.2 Lb 6.9 kg	1

ACCESSORIES	18910 - Slim System Easy Trans	18913 - Slim System Cutter Guide 110cm.





RUBI

SLIM SYSTEM EASY TRANS

TRANSPORT SYSTEM SLIM SYSTEM

To transport large porcelain slabs.

- Ideal system for easy transportation of large format porcelain sheets.
- System can be used as accessory to SLIM SYSTEM CUTTER (Ref. 18911).
- Includes two extendable & adjustable guides 160cm & 320cm with 10 suction pads.
- Maximum load: 60kg.
- For sheets up to 3m.

	REF		
SLIM SYSTEM EASY TRANS	18910	36.6 Lb 16.6 kg	1

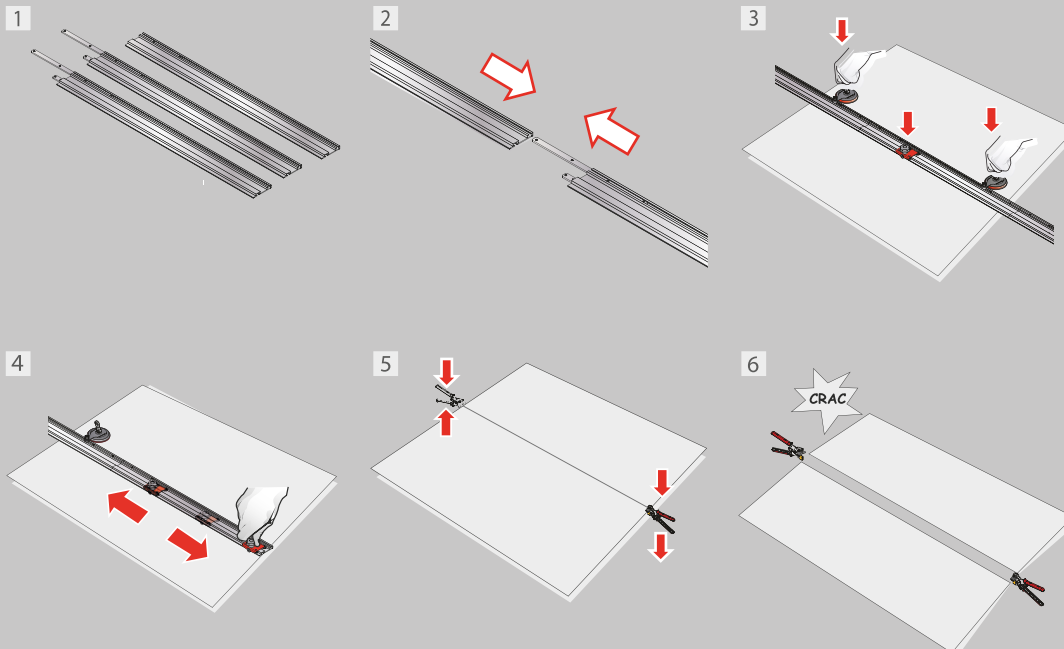
SLIM SYSTEM CUTTER GUIDE

• Aluminium guide- 110cm.

	REF		
SLIM SYSTEM CUTTER GUIDE 110CM.	18913	3.7 Lb 1.7 kg	1



SLIM SYSTEM INSTRUCTIONS





RUBI


SPEED-MAGNET

FOR THE MOST DEMANDING TILING PROJECTS.

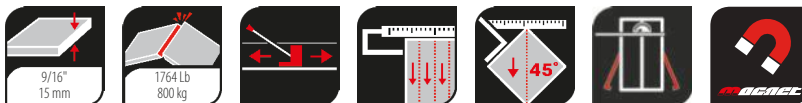
For frequent cutting of all types of tiles.

- Solid 20mm steel guides. Chromed and rectified with anti-corrosion treatment for greater resistance to twisting.
- Multipoint breaker 800kg power.
- Reinforced SOFT-GRIP handle.
- Lateral stop for repetitive cuts and 45 degrees square.
- Interchangeable scoring wheels ranging between Ø 6mm-22mm.
- Scoring wheel Ø 8 mm. included.
- Direct view of scoring and cutting line.

- 72/92 models:
 - Aluminum lateral support and bigger breaker system.



SPEED-62 MAGNET



1

Quick speed system with magnet, ideal for one-handed use. Easy and fast to use.

2

Great visibility during scoring.

3

Reinforced structured elements. High breaking power.

4

Aluminum base for robustness. Light and easy to transport.

	REF								
SPEED-62 MAGNET WITH CASE	14988	√	24" 62 cm	18x18" 44x44 cm	3/8-9/16" 3-15 mm	1764 Lb 800 kg	17.6 Lb 8 kg	25.4 Lb 11.5 kg	2
SPEED-72 MAGNET WITH CASE	14989	√	28" 72 cm	20x20" 51x51 cm	3/8-9/16" 3-15 mm	1764 Lb 800 kg	20.9 Lb 9.5 kg	30 Lb 13.6 kg	2
SPEED-92 MAGNET WITH CASE	14990	√	36" 92 cm	25x25" 65x65 cm	3/8-9/16" 3-15 mm	1764 Lb 800 kg	26.5 Lb 12 kg	37 Lb 16.8 kg	2
SPEED-62 MAGNET	14980	-	24" 62 cm	18x18" 44x44 cm	3/8-9/16" 3-15 mm	1764 Lb 800 kg	17.6 Lb 8 kg	- Lb - kg	2
SPEED-72 MAGNET	14981	-	28" 72 cm	20x20" 51x51 cm	3/8-9/16" 3-15 mm	1764 Lb 800 kg	20.9 Lb 9.5 kg	- Lb - kg	1
SPEED-92 MAGNET	14982	-	36" 92 cm	25x25" 65x65 cm	3/8-9/16" 3-15 mm	1764 Lb 800 kg	26.5 Lb 12 kg	- Lb - kg	1

ACCESSORIES

18980 -Maintenance Kit





RUBI

SPEED-N

THE MOST VERSATILE TILE CUTTER IN IT'S RANGE.

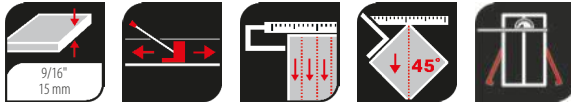
For frequent cutting of glazed stoneware, wall tiles or occasional cuts of porcelain tiles.

- With lateral stop for repetitive cuts and 45 degree squares.
- Interchangeable scoring wheels ranging between Ø 6mm to 10mm.
- Direct vision of scoring and cutting line.
- 72/92 models;
-Aluminum lateral support.





4



SPEED-72 N

1

Reinforced structured elements.
High breaking power.

2

Chromed and rectified steel guides, with anticorrosion treatment. Higher durability.

3

Aluminum base for higher robustness.

4

Light and easy to transport.

	REF							
SPEED-62 N WITH CASE	14985	√	24" 62 cm	18x18" 44x44 cm	3/16-9/16" 5-15 mm	15 Lb 6.8 kg	22.7 Lb 10.3 kg	2
SPEED-72 N WITH CASE	14986	√	28" 72 cm	20x20" 51x51 cm	3/16-9/16" 5-15 mm	18.7 Lb 8.5 kg	27.6 Lb 12.5 kg	2
SPEED-92 N WITH CASE	14987	√	36" 92 cm	25x25" 65x65 cm	3/16-9/16" 5-15 mm	22 Lb 10 kg	32.6 Lb 14.8 kg	2
SPEED-62 N	14975	-	24" 62 cm	18x18" 44x44 cm	3/16-9/16" 5-15 mm	15 Lb 6.8 kg	- Lb - kg	2
SPEED-72 N	14976	-	28" 72 cm	20x20" 51x51 cm	3/16-9/16" 5-15 mm	18.7 Lb 8.5 kg	- Lb - kg	1
SPEED-92 N	14977	-	36" 92 cm	25x25" 65x65 cm	3/16-9/16" 5-15 mm	22 Lb 10 kg	- Lb - kg	1

ACCESSORIES

18980 - Maintenance Kit





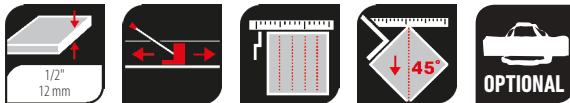

RUBI

FAST

LIGHT AND VERSATILE CUTTER.

For cutting ceramic tiles.

- Wider foam base.
- Chromed steel guides with anti-rust treatment.
- Lateral stop with 45° square.
- Base for greater support of the tile.
- Interchangeable scoring wheels from Ø1/4" (6mm) to 13/32" (10mm).
- Ø1/4" (6mm) scoring wheel included.
- Two-layer base with shock absorption.
- Direct view of the scoring and cutting line.




- 1** Extruded aluminum base.
- 2** New rigid and stable separator.
- 3** Reinforced 18mm guides for greater resilience.
- 4** Four side brackets for a great additional clamping.

	REF								
FAST-65 WITH BAG	13932	√	26" 65 cm	18x18" 45x45 cm	1/2" 12 mm	13.9 Lb 6.3 kg	15.4 Lb 7.0 kg	4	48
FAST-85 WITH BAG	13939	√	35" 85 cm	24x24" 60x60 cm	1/2" 12 mm	16.5 Lb 7.5 kg	18.7 Lb 8.5 kg	2	32
FAST-65	13940	-	26" 65 cm	18x18" 45x45 cm	1/2" 12 mm	13.9 Lb 6.3 kg	- Lb - kg	4	48
FAST-85	13941	-	35" 85 cm	24x24" 60x60 cm	1/2" 12 mm	16.5 Lb 7.5 kg	- Lb - kg	2	32

ACCESSORIES

18980 - Maintenance Kit



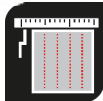
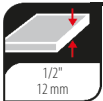

RUBI

STAR-MAX

LIGHT AND VERSATILE CUTTER.

For cutting ceramic tiles.

- Chromed steel guides with anti-rust treatment.
- Lateral stop with 45° square.
- Base for correct support of the tile.
- Interchangeable scoring wheels from Ø1/4" (6mm) to 13/32" (10mm).
- Ø1/4" (6mm) scoring wheel included.
- Two-layer base with shock absorption.
- Direct view of the scoring and cutting line.



1

Powerful separation because of the new design.

2

New support reinforced for durability and powerful separation.

3

Reinforced support guides for extra strength


4

Ergonomic comfort handle.

	REF								
STAR-51 MAX WITH BAG	13937	√	20" 51 cm	14x14" 36x36 cm	1/2" 12 mm	8.4 Lb 3.8 kg	9.3 Lb 4.2 kg	6	72
STAR-65 MAX WITH BAG	13938	√	26" 65 cm	18x18" 45x45 cm	1/2" 12 mm	10.6 Lb 4.8 kg	11.7 Lb 5.3 kg	6	72
STAR-51 MAX	13934		20" 51 cm	14x14" 36x36 cm	1/2" 12 mm	8.4 Lb 3.8 kg	- Lb - kg	6	72
STAR-65 MAX	13935		26" 65 cm	18x18" 45x45 cm	1/2" 12 mm	10.6 Lb 4.8 kg	- Lb - kg	6	72

ACCESSORIES

18980 - Maintenance Kit



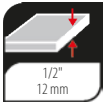

RUBI

STAR

LIGHT AND VERSATILE CUTTER.

For cutting ceramic tiles.

- Interchangeable scoring wheels from $\text{Ø}1/4"$ (6mm) to $13/32"$ (10mm).
- $\text{Ø}1/4"$ (6mm) scoring wheel included.
- Two-layer base with shock absorption.
- Direct view of the scoring and cutting line.



1

Closed sliding mobile breaker for greater bending strength.

2

New support reinforced for durability and power separation.

3

Chromed steel guides with anti-rust treatment for greater durability.

4

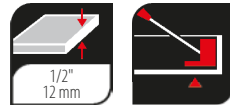
Base for correct support of the tile.

	REF								
STAR-42 WITH CASE	14946	√	17" 42 cm	12x12" 30x30 cm	½" 12 mm	7.5 Lb 3.4 kg	10.6 Lb 4.8 kg	4	48
STAR-51 WITH CASE	14947	√	20" 51 cm	14x14" 36x36 cm	½" 12 mm	8.2 Lb 3.7 kg	12.3 Lb 5.6 kg	4	48
STAR-63 WITH CASE	14948	√	24" 63 cm	17x17" 45x45 cm	½" 12 mm	9 Lb 4 kg	14.3 Lb 6.5 kg	4	48
STAR-42	14943		17" 42 cm	12x12" 30x30 cm	½" 12 mm	7.5 Lb 3.4 kg	- Lb - kg	6	72
STAR-51	14944		20" 51 cm	14x14" 36x36 cm	½" 12 mm	8.2 Lb 3.7 kg	- Lb - kg	6	72
STAR-63	14945		24" 63 cm	17x17" 45x45 cm	½" 12 mm	9 Lb 4 kg	- Lb - kg	6	72

ACCESSORIES	18980 - Maintenance Kit	12923 - Star & Star Max Lateral Stop

For cutting ceramic tiles, ideal for Floor and Wall tiles.

- Chromed steel guides with anti-rust treatment.
- Interchangeable scoring wheels from Ø1/4" (6mm) to 13/32" (10mm).
- Ø1/4" (6mm) scoring wheel included.
- Two-layer base with shock absorption.
- Direct view of the scoring and cutting line.



RUBI

POCKET

LIGHT AND FUNCTIONAL FOR USE IN SMALL WORKING AREAS



1

With mobile breaker, ideal for diagonal cuts.

2

Folding base to optimise space and for easy transportation.

3

Aluminium structure compact and lightweight.

4

Interchangeable scoring wheels for every material to maximize performance and cutting quality.

ACCESSORIES

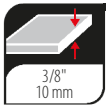
12924 -Lateral stop POCKET



18980 -Maintenance Kit



	REF								
POCKET-40 WITH CASE	12981	✓	16 9/16" 42 cm	12x12" 30x30 cm	1/2" 12 mm	6.4 Lb 2.9 kg	7.5 Lb 3.4 kg	4	128
POCKET-50 WITH CASE	12986	✓	20 1/16" 51 cm	14 3/16x14 3/16" 36x36 cm	1/2" 12 mm	7.5 Lb 3.4 kg	8.6 Lb 3.9 kg	4	96
POCKET-40	12980		16 9/16" 42 cm	12x12" 30x30 cm	1/2" 12 mm	6.4 Lb 2.9 kg	-	6	120
POCKET-50	12985		20 1/16" 51 cm	14 3/16x14 3/16" 36x36 cm	1/2" 12 mm	7.5 Lb 3.4 kg	-	6	120



PRACTIC

IDEAL FOR SMALL RENOVATIONS AND LIGHT WORK.

For cutting Floor and Wall tiles.

- Chromed steel guides and aluminium support.
- Mobile breaker with Ø1/4"(6mm) scoring wheel included
- Interchangeable scoring wheels Ø1/4"(6mm) to 13/32"(10mm) for cutting different materials.

	REF						
PRACTIC-42	24983	16 9/16" 42 cm	12x12" 30x30 cm	3/8" 10 mm	5.5 Lb 2.5 kg	6	108
PRACTIC-51	24984	20 1/4" 51 cm	14 3/4"x14 3/4" 36x36 cm	3/8" 10 mm	6.4 Lb 2.9 kg	6	78
PRACTIC-61	24985	24 1/4" 61 cm	16 15/16"x16 15/16" 43x43 cm	3/8" 10 mm	10.8 Lb 4.9 kg	6	72

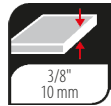
RUBI



ACCESSORIES

18980 - Maintenance Kit





BASIC

IDEAL FOR SMALL RENOVATIONS AND LIGHT WORK.



For cutting Floor and Wall tiles.

- Base, guide & supports in steel and aluminium.
- Mobile breaker and Ø9/16" (14mm) Tungsten Carbide scoring wheel included.
- Also comes with lateral stop and 45° square.

ACCESSORIES

18980 -Maintenance Kit



	REF						
BASIC-40	25954	16 9/16" 42 cm	12x12" 30x30 cm	3/8" 10 mm	4 Lb 2 kg	6	108
BASIC-50	25955	20 1/4" 51 cm	14 3/4x14 3/4" 36x36 cm	3/8" 10 mm	5.5 Lb 2.5 kg	6	78
BASIC-60	25956	24 1/4" 61 cm	16 15/16" 43.43 cm	3/8" 10 mm	7.7 Lb 3.5 kg	6	72

OTHER MANUAL TILE CUTTERS

· MANUAL TILE CUTTERS



TEN-BRIC

- Nippers with breaker & wheel .
- Includes Ø9/16"(14mm) scoring wheel.

	REF				
TEN-BRIC	05975	3/8" 10 mm	0.4 Lb 0.2 kg	5	680

SCORING WHEEL CHARACTERISTICS

- ★☆☆ Alternative Use
- ★★☆☆ Second best use
- ★★★★ Ideal use



UNE-EN 14411		6 mm 1/4 inch	8 mm 5/16 inch	10 mm 13/32 inch	18 mm 3/4 inch	22 mm 7/8 inch
RUSTIC TILES	A I A IIa A IIb A III	☆☆☆☆	☆☆☆☆	★★★☆☆	★★★★	☆☆☆☆
PORCELAIN	B I a	★☆☆☆☆	★★★★	☆☆☆☆	★★★☆☆	★★★☆☆
FLOOR TILES	B II b B II a	☆☆☆☆	★★★☆☆	★★★★	★★★☆☆	★★★☆☆
WALL TILES	B III	★★★★	★★★☆☆	☆☆☆☆	☆☆☆☆	★☆☆☆☆
TS-MAX TR-MAGNET SPEED MAGNET TF / TR-MEISTER	TS / TS-PLUS TR / TR-S SPEED PLUS	01945	01958	01946 01949 01970/01971 (B III)	01950 01952	01961 01964
TF MAX SPEED-N SPEED · FAST STAR MAX / STAR	SPEED POCKET RAPID PRACTIC	01945	01958	01946 01949		
TZ TX / TX-N			01959	01991 01993	01992 01994	01962 01965
TP / TP-S						18914
TI / TI-T				01975 01978	01976 01974	01977 01979
SLIM SYSTEM CUTTER						18912/ 18914
BASIC KIT TEN-BRIC				01960	Ø 14 mm Ø 9/16 inch	

The RUBI® scoring wheels are manufactured using highly resistant, durable Tungsten Carbide.
GOLD: Scoring wheel made from Tungsten Carbide with Titanium surface treatment, long-lasting.



RUBI

TS MAX, TR MAGNET, TF MAX & SPEED MAGNET SCORING WHEELS

• FOR TS MAX, TR MAGNET, TF MAX AND SPEED MAGNET CUTTERS.



6MM SCORING WHEEL (Ø1/4")

- For Wall tiles.
- Tungsten Carbide scoring wheel of high resistance and durability.
- Patented model with new high technology RUBI® alloy; maximum precision and resistant to wear.

	REF	
SCORING WHEEL Ø1/4" (6MM)	01945	10



8MM SCORING WHEEL (Ø5/16")

- For Wall tiles, Floor tiles and Porcelain tiles.
- Tungsten Carbide scoring wheel of high resistance and durability.
- Patented model with new high technology RUBI® maximum precision and resistant to wear.

	REF	
SCORING WHEEL Ø5/16" (8MM)	01958	10



10MM SCORING WHEEL (Ø13/32")

- For Floor tiles.
- Tungsten Carbide scoring wheel of high resistance and durability.
- Handle made with new high technology RUBI® maximum precision and minimum vibration.

	REF	
SCORING WHEEL Ø13/32" (10MM)	01946	10



10MM GOLD SCORING WHEEL (Ø13/32")

- For Floor tiles.
- Tungsten carbide scoring wheel with a superficial Titanium treatment.
- Handle made with new high technology RUBI® maximum precision and minimum vibration. Long-lasting.

	REF	
SCORING WHEEL Ø13/32" (10MM) GOLD	01949	10



18MM SCORING WHEEL (Ø3/4")

- For rough and difficult to cut ceramic tiles.
- Tungsten Carbide scoring wheel of high resistance and durability.
- Patented handle geometry; maximum precision and minimum vibration.

	REF	
SCORING WHEEL Ø3/4" (18MM)	01950	10

TS MAX, TR MAGNET, TF MAX & SPEED MAGNET SCORING WHEELS

• FOR TS MAX, TR MAGNET, TF MAX AND SPEED MAGNET CUTTERS.



18MM GOLD SCORING WHEEL (Ø3/4")

- For rough and difficult to cut ceramic tiles.
- Tungsten Carbide scoring wheel with a superficial Titanium treatment.
- Handle made with a patented geometry for a maximum precision and minimum vibration. Long-lasting.

	REF	
SCORING WHEEL Ø3/4" (18MM) GOLD	01952	10



22MM SCORING WHEEL (Ø7/8")

- For sharp cuttings in hard ceramics.
- Tungsten Carbide scoring wheel of high resistance and duration.
- Handle made with a patented geometry for a maximum precision and minimum vibration.

	REF	
SCORING WHEEL Ø7/8" (22MM)	01961	10



22MM GOLD SCORING WHEEL (Ø7/8")

- For sharp cuttings in hard ceramics.
- Tungsten Carbide scoring wheel with a superficial Titanium treatment.
- Handle made with a patented geometry for a maximum precision and minimum vibration. Long-lasting.

	REF	
SCORING WHEEL Ø7/8" (22MM) GOLD	01964	10



6MM SCORING WHEEL SET (Ø1/4")

- Tungsten Carbide scoring wheel of high resistance and durability.
- Handle made with a patented geometry for a maximum precision and minimum vibration.
- Patented model with new high technology RUBI®; maximum resistant to wear.

	REF	
2 SCORING WHEEL Ø1/4" (6MM) SET	01947	10



6MM (Ø1/4") & 10MM (Ø13/32") SCORING WHEELS SET

- Tungsten Carbide scoring wheel of high resistance and durability.
- Handle made with new high technology RUBI® maximum precision and minimum vibration.

	REF	
Ø1/4" (6MM) & Ø13/32" (10MM) SCORING WHEELS SET	01948	10



RUBI

TS MAX, TR MAGNET, TF MAX & SPEED MAGNET SCORING WHEELS

• FOR TS MAX, TR MAGNET, TF MAX AND SPEED MAGNET CUTTERS.



PUNCH

- Allows cutting of squares in Wall tiles.
- Handle made with a patented geometry for a maximum precision and minimum vibration.
- Tip made with a long-life material resistant to abrasion.

	REF	
PUNCH	01970	10



MITERING PUNCH

- To 45° miters on Wall tiles.
- Handle made with a patented geometry for a maximum precision and minimum vibration.
- Tip made with a long-life material resistant to abrasion.

	REF	
MITERING PUNCH	01971	10

TX & TZ SCORING WHEELS

• PLUS SCORING WHEELS FOR TX & TZ PROFESSIONAL CUTTERS.



8MM PLUS SCORING WHEEL (Ø5/16")

- For Wall tiles, Floor tiles and Porcelain tiles.
- Tungsten Carbide scoring wheel of high resistance and duration.
- Handle made with a patented geometry for a maximum precision and minimum vibration.

	REF	
8MM PLUS SCORING WHEEL (Ø5/16")	01959	10



10MM PLUS SCORING WHEEL (Ø13/32")

- For Floor tiles.
- Tungsten Carbide scoring wheel of high resistance and duration.
- Handle made with a patented geometry for a maximum precision and minimum vibration.

	REF	
10MM PLUS SCORING WHEEL (Ø13/32")	01991	10

TX & TZ SCORING WHEELS

• PLUS SCORING WHEELS FOR TX & TZ PROFESSIONAL CUTTERS.



10MM PLUS GOLD SCORING WHEEL (Ø13/32")

- For Floor tiles.
- Tungsten carbide scoring wheel with a superficial Titanium treatment.
- Handle made with a patented geometry for a maximum precision and minimum vibration.
- Long-lasting.

	REF	
10MM PLUS GOLD SCORING WHEEL (Ø13/32")	01993	10



18MM PLUS SCORING WHEEL (Ø3/4")

- For rough and difficult to cut tiles.
- Tungsten Carbide scoring wheel of high resistance and duration.
- Handle made with a patented geometry for a maximum precision and minimum vibration.

	REF	
18MM PLUS SCORING WHEEL (Ø3/4")	01992	10



18MM PLUS GOLD SCORING WHEEL (Ø3/4")

- For rough and difficult to cut ceramic tiles.
- Tungsten Carbide scoring wheel with a superficial Titanium treatment.
- Handle made with a patented geometry for a maximum precision and minimum vibration.
- Long-lasting.

	REF	
18MM PLUS GOLD SCORING WHEEL (Ø3/4")	01994	10



22MM PLUS SCORING WHEEL (Ø7/8")

- For sharp cuttings in hard ceramics.
- Tungsten Carbide scoring wheel of high resistance and duration.
- Handle made with a patented geometry for a maximum precision and minimum vibration.

	REF	
22MM PLUS SCORING WHEEL (Ø7/8")	01962	10



22MM PLUS GOLD SCORING WHEEL (Ø7/8")

- For sharp cuttings in hard ceramics.
- Tungsten Carbide scoring wheel with a superficial Titanium treatment.
- Handle made with a patented geometry for a maximum precision and minimum vibration.
- Long-lasting.

	REF	
22MM PLUS GOLD SCORING WHEEL (Ø7/8")	01965	10



RUBI

TP SCORING WHEELS

• ADAPTABLE SCORING WHEEL FOR TP PROFESSIONAL CUTTERS.



22MM SCORING WHEEL (Ø7/8") TP

- Exclusive for TP/SLIM cutters. Suitable for rough surfaces.
- Scoring wheel guide made from tungsten Carbide.

	REF	
22MM SCORING WHEEL (Ø7/8") TP	18914	10

SCORING WHEELS FOR SLIM SYSTEM CUTTER

• SCORING WHEEL OF Ø7/8" (22 MM.) SUITABLE FOR TP & SLIM SYSTEM CUTTERS.



SCORING WHEEL-TP/SLIM CUTTER

- Adaptable scoring wheel to professionals Slim system cutter.
- Made of Tungsten Carbide with Titanium surface treatment.
- Mounted on bearings. Only for smooth surfaces.

	REF	
22MM GOLD SCORING WHEEL (Ø7/8") WITH BEARINGS. (SLIM CUTTER)	18912	10



22MM SCORING WHEEL (Ø7/8") SLIM CUTTER

- Exclusive for SLIM SYSTEM CUTTER.
- Suitable for rough surfaces.
- Scoring wheel guide made from Tungsten Carbide.
- Fixing shaft (ref. 18717) necessary for the proper assembly on the cutter.

	REF	
22MM SCORING WHEEL (Ø7/8") SLIM CUTTER	18914	1

SCORING WHEEL SETS

• SETS OF SCORING WHEELS OF DIFFERENT DIAMETERS WITH BOX.



SCORING WHEEL SET 1

- For TS-MAX, TR-MAGNET, TF-MAX, SPEED MAGNET, SPEED-N, FAST, STAR MAX, STAR, POCKET & PRACTIC ranges, includes 1 Ø1/4" (6mm) scoring wheels and 1 Ø3/8" (10mm) scoring wheel.
- In plastic box with transparent cover.
- Supplied in blister

	REF	
SCORING WHEEL SET 1	01995	5

SCORING WHEEL SETS

• SETS OF SCORING WHEELS OF DIFFERENT DIAMETERS WITH BOX.



SCORING WHEEL SET 2

- For TS, TS-PLUS, TR, TF, SPEED & SPEED MAGNET models, includes 1 scoring wheel of $\varnothing 1/4"$ (6mm),
- $\varnothing 5/16"$ (8mm), $\varnothing 3/8"$ (10mm), $\varnothing 3/4"$ (18mm), $\varnothing 7/8"$ (22mm)
- In plastic box with transparent cover.
- Supplied in blister.

	REF	
SCORING WHEEL SET 2	01996	5

TI SCORING WHEELS

• SCORING WHEELS FOR TI-T/TI-S CUTTERS.



10MM SCORING WHEEL (Ø13/32") TI

- For Floor tiles.
- Tungsten Carbide scoring wheel of high resistance and duration.
- Handle made with a patented geometry for a maximum precision and minimum vibration.

	REF	
10MM SCORING WHEEL (Ø13/32") TI	01975	10



10MM GOLD SCORING WHEEL (Ø13/32") TI

- For Floor tiles.
- Tungsten Carbide scoring wheel with a superficial Titanium treatment.
- Handle made with a patented geometry for a maximum precision and minimum vibration. Long-lasting.

	REF	
10MM GOLD SCORING WHEEL (Ø13/32") TI	01978	10



18MM SCORING WHEEL (Ø3/4") TI

- Special for rough or difficult to cut ceramic tiles.
- Tungsten Carbide scoring wheel of high resistance and duration.
- Handle made with a patented geometry for a maximum precision and minimum vibration.

	REF	
18MM SCORING WHEEL (Ø3/4") TI	01976	10



RUBI

TI SCORING WHEELS

• SCORING WHEELS FOR TI-T/TI-S CUTTERS.



18MM GOLD SCORING WHEEL (Ø3/4") TI

- Special for rough and difficult to cut ceramic tiles.
- Tungsten Carbide scoring wheel with a superficial Titanium treatment.
- Handle made with a patented geometry for a maximum precision and minimum vibration. Long-lasting.

18MM GOLD SCORING WHEEL (Ø3/4") TI

REF

01974



10



22MM SCORING WHEEL (Ø7/8") TI

- Special for sharp cuttings in hard ceramics.
- Tungsten Carbide scoring wheel of high resistance and duration. Handle made with a patented geometry for a maximum precision and minimum vibration.

22MM SCORING WHEEL (Ø7/8") TI

REF

01977



10



22MM GOLD SCORING WHEEL (Ø7/8") TI

- Special for sharp cuttings in hard ceramics.
- Tungsten Carbide scoring wheel with a superficial Titanium treatment.
- Handle made with a patented geometry for a maximum precision and minimum vibration. Long-lasting.

22MM GOLD SCORING WHEEL (Ø7/8") TI

REF

01979



10

SCORING WHEELS FOR STANDARD MANUAL TILE CUTTERS

• SELECTION OF SCORING WHEELS FOR SPEED, FAST, STAR MAX, STAR, POCKET, RAPID & PRACTIC MANUAL CUTTERS.



6MM SCORING WHEEL (Ø1/4")

- For Wall tiles.
- Wheel made in tungsten carbide of high resistance and duration.
- Patented model with new high technology RUBI® alloy, maximum precision and resistant to wear.

6MM SCORING WHEEL (Ø1/4")

REF

01945



10

SCORING WHEELS FOR STANDARD MANUAL TILE CUTTERS

• SELECTION OF SCORING WHEELS CUTTERS SPEED, FAST, STAR MAX, STAR, POCKET, RAPID & PRACTIC FOR MANUAL.



8MM SCORING WHEEL (Ø5/16")

- For Wall tiles, Floor tiles and Porcelain tiles.
- Wheel made from tungsten carbide of high resistance and duration.
- Patented model with new high technology RUBI® alloy, maximum precision and resistant to wear.

	REF	
8MM SCORING WHEEL (Ø5/16")	01958	10



10MM SCORING WHEEL (Ø13/32")

- For Floor tiles.
- Wheel made from tungsten carbide of high resistance and duration.
- Handle made with new high technology RUBI® alloy, maximum precision and minimum vibration.

	REF	
10MM SCORING WHEEL (Ø13/32")	01946	10



6MM SCORING WHEEL SET (Ø 1/4")

- Tungsten Carbide scoring wheel of high resistance and duration.
- Handle made with a patented geometry for a maximum precision and minimum vibration.
- Patented model with new high technology RUBI®; maximum resistant to wear.

	REF	
6MM SCORING WHEEL SET (Ø 1/4")	01947	10



6MM (Ø1/4") & 10MM (Ø13/32") SCORING WHEELS SET

- Tungsten Carbide scoring wheel of high resistance and duration.
- Handle made with new high technology RUBI® maximum precision and minimum vibration.

	REF	
6MM (Ø1/4") & 10MM (Ø13/32") SCORING WHEELS SET	01948	10



14MM SCORING WHEEL (Ø9/16")

- For BASIC, KIT and TEN-BRIC tile cutters.
- Wheel made of Tungsten Carbide.

	REF	
14MM SCORING WHEEL (Ø9/16")	01960	10



RUBI

ACCESSORIES FOR STANDARD MANUAL TILE CUTTERS

• LATERAL STOPS FOR MANUAL CUTTERS.



POCKET LATERAL STOP

- Direct measure up to 10" (25cm).
- Regulation 0° to 45°
- Compatible with POCKET manual cutters and with STAR models before 2013.

	REF	
LATERAL STOP POCKET	12924	1



STAR & STAR MAX LATERAL STOP

- Millimetric lateral stop for repetitive cuts with 45° square

	REF	
STAR, STAR-N, STAR-N PLUS & STAR MAX LATERAL STOP	12923	1



TS LATERAL STOP TS-MAX, TF-MAX

- For repetitive cuts.
- With 45° square

	REF	
TS-66/75 MAX, TF-MAX LATERAL STOP	15749	1



MAINTENANCE KIT

- Cleaning, lubricating & maintenance oil suitable for regular maintaining of cutter parts that are regularly used; guides, sliding system, tilted axes, spiral, metallic surfaces.

	REF	
MAINTENANCE KIT	18980	8



SPECIAL PLIERS & SEPARATORS

• WIDE RANGE OF PLIERS FOR CUTTING CERAMICS , PORCELAIN & GLASS.



NIPPERS FOR PORCELAIN TILES

- Specially for cutting narrow strips of a maximum of 7/16" (1 cm.). Equipped with tungsten carbide scoring wheels with titanium surface treatment for longer useful life. By means of a gentle turn, the rolls can be repositioned when their vertex starts getting worn. If totally worn, they can be replaced using their corresponding spare piece, Ø 3/4" (18 mm.) GOLD spare scoring wheel long-life (Ref.01953).

	REF	
NIPPERS FOR PORCELAIN	83942	5



TILER NIPPERS

- Tungsten Carbide Pliers.
- Ideal for rectification of holes in ceramics.

	REF	
PARROT NIPPER - CARBIDE	65925	5



NIPPERS FOR HARD MATERIALS

- Specially for porcelain tiles, mosaic, vitrified tiles, and other materials.

	REF	
NIPPERS FOR HARD MATERIALS	65952	1



NIPPERS FOR CERAMIC TILES

- Tungsten Carbide Edge.
- Ideal for the rectification of straight cut on ceramics.

	REF	
NIPPERS FOR CERAMIC TILES	65926	5



NIPPERS FOR GLASS MOSAIC

- Tungsten Carbide Edge.
- Ideal for the rectification of glass mosaic tiles.

	REF	
NIPPERS FOR MOSAIC	71970	5



MANUAL CUTTERS FOR BUILDING MATERIALS

• MANUAL CUTTERS FOR DIFFERENT TYPES OF BUILDING MATERIALS.



CELLULAR CONCRETE SAW

- Saw with 29 Tungsten Carbide teeth.
- Length: 29" (75cm).
- Beechwood and varnished handle.

	REF	
CELLULAR CONCRETE SAW	70930	2



GYPSUM & PLASTER PLATES SAW

- Saw with 29 Tungsten Carbide teeth.
- Length: 17" (45cm).

	REF	
GYPSUM & PLASTER PLATES SAW	70931	2



TERRAZZO CUTTER T-41

- Maximum cutting length: 16" (41cm).
- Strength: 2,204.6Lb (1.000kg).

	REF						
TERRAZZO CUTTER T-41	05900	16 1/8" 41 cm	1 5/8" 42 mm	2205 Lb 1000 kg	66 Lb 30 kg	1	10



TERRAZZO CUTTER T-51

- Maximum cutting length: 20" (51cm).
- Strength: 2,204.6Lb (1.000kg).

	REF						
TERRAZZO CUTTER T-51	05910	20 1/16" 51 cm	2 3/16" 55 mm	2205 Lb 1000 kg	97.7 Lb 44.3 kg	1	10

MANUAL CUTTERS FOR BUILDING MATERIALS

• MANUAL CUTTERS FOR DIFFERENT TYPES OF BUILDING MATERIALS.



BLOCK CUTTER B-13

- For cutting concrete blocks. Strength: 9,038.9Lb (4.100kg).
- Maximum cutting length: 12" (31cm). Width: 4" (10,5cm).

	REF						
BLOCK CUTTER B-13	05925	12.3/16" 31 cm	4.1/8" 105 mm	9039 Lb 4100 kg	62.4 Lb 28.3 kg	1	16



BLOCK CUTTER B-14 S

- For cutting concrete blocks. Strength: 9,038.9Lb (4.100kg).
- Maximum cutting length: 16" (41cm). Width: 1"-6 1/8" (2,5-15,5cm)

	REF						
BLOCK CUTTER B-14 S	05931	16 1/8" 41 cm	1-6 1/8" 25-155 mm	9039 Lb 4100 kg	126 Lb 57 kg	1	8



ROOF TILE CUTTER

- For clay and concrete roofing tiles, can cut in all directions.
- Weight: 15Lb (6,8kg).

	REF		
ROOF TILE CUTTER WITH BASE	65922	1	16




SLATE SHEAR

- Special shear for slates and fiber-cement.
- Supplied in blister

	REF	
SLATE SHEAR	65924	1

ELECTRIC TILE CUTTING



Electric Cutting and Mitering Saws

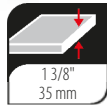
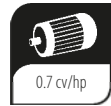
Circular Saw, Grinder, Wall Chaser and Vacuum Cleaner





For cutting ceramic tiles, ideal for Floor and Wall tiles.

- Single-phase motor.
- For Wall tiles, Floor tiles and other materials.
- Diamond blade Ø7" (180mm) included.
- With thermic security switch.
- Electric cable: 4.9ft (1,5m).
- Model with suitcase, supplied with 2 extra blades. (Ref. 25945, 25964, 24956)



RUBI

02

ND-180

PORTABLE CUTTER, IDEAL FOR FINISHINGS AND RENOVATIONS.

1	2	3	4
Water refrigeration of the blade.	With foldable table for miter cutting up to 7 7/8" (20cm).	With lateral stop for repetitive cuts.	Guide for 45° cuts.

ACCESSORIES

45305 -ND-180 Water Tray

REF			RPM										
ND-180	25925	-	230V-50 Hz.	2800	∞ cm	∞ cm	8"	1 3/8"	7"	15 1/4x15 3/4x9 3/8"	26 Lb	1	24
							20 cm	35 mm	180 mm	39.5x38.5x24.5 cm	11.8 kg		
ND-180	25926	-	120V-60 Hz.	2800	∞ cm	∞ cm	8"	1 3/8"	7"	15 1/4x15 3/4x9 3/8"	26 Lb	1	24
							20 cm	35 mm	180 mm	39.5x38.5x24.5 cm	11.8 kg		
ND-180	25927	-	220V-60 Hz.	2800	∞ cm	∞ cm	8"	1 3/8"	7"	15 1/4x15 3/4x9 3/8"	26 Lb	1	24
							20 cm	35 mm	180 mm	39.5x38.5x24.5 cm	11.8 kg		
ND-180 USA	25963	-	120V-60 Hz.	2800	∞ cm	∞ cm	8"	1 3/8"	7"	15 1/4x15 3/4x9 3/8"	26 Lb	1	24
							20 cm	35 mm	180 mm	39.5x38.5x24.5 cm	11.8 kg		
ND-180	25945	✓	230V-50 Hz.	2800	∞ cm	∞ cm	8"	1 3/8"	7"	15 1/4x15 3/4x9 3/8"	29.01 Lb	1	12
							20 cm	35 mm	180 mm	39.5x38.5x24.5 cm	13.16 kg		
ND-180	25964	✓	120V-60 Hz.	2800	∞ cm	∞ cm	8"	1 3/8"	7"	15 1/4x15 3/4x9 3/8"	29.01 Lb	1	12
							20 cm	35 mm	180 mm	39.5x38.5x24.5 cm	13.16 kg		
ND-180 UK.	24956	✓	230V-50 Hz.	2800	∞ cm	∞ cm	8"	1 3/8"	7"	15 1/4x15 3/4x9 3/8"	29.01 Lb	1	12
							20 cm	35 mm	180 mm	39.5x38.5x24.5 cm	13.16 kg		



CE
EAC



For cutting ceramic tiles and other materials.

- CEV-PRO Ø8" (200mm) diamond blade included.
- Water refrigeration of the blade.
- Lateral stop to allow repetitive cuts.
- Electric cable: 4.9ft (1,5m).
- Direct drive with thermal protector.



ND-200

PORTABLE CUTTER, IDEAL FOR FINISHINGS AND RENOVATIONS.

RUBI



1

Lightweight and compact, ideal for working in small spaces.

2

Stainless steel folding table. More durability.

3

Fast positioning system at 45°. Easy to use.

4

Removable disk protector for vertical cuts. Simplifies creation of light boxes, frames, etc...




ND-200	∞ cm	∞ cm	9" 23 cm	1 9/16" 40 mm	√	8" 200 mm	20 1/4x20 1/4x9 7/16" 51x52.5x24 cm	37.9 Lb 17.2 kg	1	8
--------	------	------	-------------	------------------	---	--------------	--	--------------------	---	---

ND-200	REF.	45910	45915	45911	45916	45918
	Voltage / RPM	230V-50 Hz. / 2770	230V-50 Hz.UK / 2770	220V-60 Hz. / 2770	120V-50 Hz.UK / 2770	120V-60 Hz.USA / 2770

ACCESORIES

45434 -ND-200 Water Tray





RUBI

DU-200 EVO

MOBILE HEAD CUTTER FOR RENOVATIONS AND LIGHT WORKS.

To cut ceramic tiles. Ideal for floor and wall tiles.

- Motor assembly mounted on sliding bearings and foldable for mitre cuts.
- With lateral stop for repetitive cuts and adjustable square from 0 to 45°.
- Direct drive and reinforced chassis.
- Corrugated tube to protect power cable and water pipe.
- Served with cable and Ø200mm diamond blade type CEV-PRO.



CE
EAC



1

Built-in foldable legs. Very easy to fix.

2

With wheels and handle for a more comfortable transport and handling.

3

External water tank, easy to handle and clean.

4

Bi-material handle, better ergonomics.

DU-200 EVO	26" 65 cm	18x18" 45x45 cm	1 3/8" 35 mm	1 3/16" 20 mm	√	8" 200 mm	46 1/4x15 3/8x40 3/16" 117x39x102 cm	49.6 Lb 22.5 kg	1 9

DU-200 EVO	REF.	55903	55905	55906	55989	55907	55938	55939
	Voltage / RPM	230V-50Hz. / 2915	230V-50Hz. UK / 2915	110V-50Hz. UK / 2670	220V-60Hz. / 3490	120V-60Hz. USA / 3200	220V-60Hz. / 3490	240V-50Hz. AUS. / 2915



RUBI

DV-200 1000

MOBILE HEAD ELECTRIC CUTTER OF MAXIMUM FUNCTIONALITY AND RELIABILITY

For ceramic tiles, glazed stoneware, porcelain tile and other materials.

- Includes diamond disc CEV PRO Ø 200 mm.
- Direct motor, single phase 1.1 kW (1.5 HP) with thermal protector.
- Water pump refrigeration of blade with flow control
- Reinforced chassis, greater structural rigidity.
- Adjustable lateral stop (0 ° to 45 °) for repetitive cuts.
- Large work area (100x48,5cm) suitable for large formats.
- Working height of 84.5 cm. for improved user ergonomics.
- Double Switch (ON/OFF) quick and easy access.
- Machine supplied without cable.



CE
EAC



1

Set motor on sliding bearings for maximum accuracy and cut quality.

2

Foldable head at 45° for miter cuts that can cut up to 106cm. length.

3

Removable aluminum tables for easy cleaning of the machine.

4

Folding legs with built-in wheels for a more comfortable transport.

DV-200 1000	41 3/4" 106 cm	30 1/2"x30 1/8" 76.5x76.5 cm	1 3/8" 35 mm	3/16" 15 mm	√	8" 200 mm	63x23 1/4x46 1/4" 160x59x117 cm	126.8 Lb 57.5 kg	1

DV-200 1000	REF.	54911	54912	54913	54914
	Voltage / RPM	230V-50 Hz. / 2790	220V-60Hz. / 2790	110V-50Hz. / 2790	110V-60Hz. / 2790

ACCESSORIES	54999 -Laser & Level Kit DV/DC/DS/DX	54993 -Table Extension DV/DC	51916 -Tile Fixer DV/DC/DS/DX	51910 -Base Lateral Stop DV/DC/DS/DX



2 DC-250 850



3 DC-250 1200



RUBI

DC-250 ZERO DUST

DYNAMIC CUTTER WITH MAXIMUM FUNCTIONALITY.

For coated ceramics, glazed stoneware, porcelain stoneware and other materials.

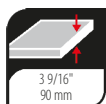

- Extruded aluminium tables, removable for easy cleaning of the machine.
- Single phase direct drive motor, 1.1 kW (1.5 hp) with thermal protector.
- Water pump refrigeration of blade with flow control.
- High structural rigidity in chassis.
- Mobile head on bearings and foldable at 45 ° for miter cuts.
- Includes diamond disc CEV-SUPERPRO Ø250 mm.
- Machine supplied without cable.



CE
EAC



DC-250 850



1

2

3

4

Equipped with ZERO DUST system.
Tested and certified by TNO.

DC-250 850 with fixed rule and
adjustable lateral stop (0 to 45°)



DC-250 1200 with adjustable rule
(0 to 60°) with lateral stop.

Plunge effect allowing
adjustment cutting height.

DC-250 850 ZERO DUST	38 9/16" 98 cm	27 3/8x27 3/8" 69.5x69.5 cm	2 3/8 / 3 1/4" 61 / 90 mm	1 15/16" 50 mm	√	10" 250 mm	53 15/16x23 1/4x51 9/16" 137x59x131 cm	121 Lb 55 kg	154 Lb 70 kg	√	1	***
DC-250 1200 ZERO DUST	48" 120.5 cm	33 7/16x33 7/16" 85x85 cm	2 3/8 / 3 1/4" 61 / 90 mm	1 15/16" 50 mm	√	10" 250 mm	63x32 3/4x51 9/16" 160x82x131 cm	132 Lb 60 kg	165 Lb 75 kg	√	1	***

DC-250 850 ZERO DUST	REF.	54933	54997	54934	54935	54936
	Voltage / RPM	230V-50Hz / 2790	230V-50 Hz. / 2790 + CPA 250 SUPER PRO	220V-60Hz. / 2790	110V-50Hz. / 2790	120V-60Hz. / 2790
DC-250 1200 ZERO DUST	REF.	55941	54998	55942	55943	55944
	Voltage / RPM	230V-50 Hz. / 2790	230V-50 Hz. / 2790 + CPA 250 SUPER PRO	220V-60 Hz. / 2790	110V-50 Hz. / 2790	120V-60 Hz. / 2790

ACCESSORIES	54999 - Laser & Level Kit DV/DC/DS/DX	54822 - Lateral Stop for DW-NL/DC/DS/DX	51916 - Tile Fixer DV/DC/DS/DX	54993 - Table Extension DV/DC



RUBI

DS-250 N LASER & LEVEL ZERO DUST


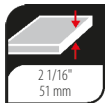

MOBILE HEAD MACHINE FOR HIGH ACCURACY, IDEAL FOR MITER CUTS.

For Wall tiles, Floor tiles, Porcelain tiles, Marble, Granite and other materials.

- Removable aluminium tables for easy cleaning of the machine.
- With thermic and overload security switches. Except three-phase motors.
- Water pump refrigeration of blade with flow control valve.
- Diamond blade Ø10" (250mm) not included.
- With a double set of flanges, one especially designed for miter cuts.
- Motor assembly mounted on sliding bearings for maximum accuracy miter cuts.
- Safety protector for segmented blades.
- With lateral stop for repetitive cuts.
- Retractable legs with "shield" function and wheels for easy transportation.
- Removable water tank system.
- 2mW line laser.
- Spirit level for easy field installation.
- Machine supplied without cable.



CE
EAC



1

Motor assembly mounted on sliding bearings for maximum precision and reliability. Perfect finishes.

2

Equipped with ZERO DUST system. Tested and certified by TNO.

3

Wheels and handle included. Easy transport.

4

Aluminium structure. Lighter cutter with maximum resistance to working conditions.

DS-250 N 1000 LASER & LEVEL ZERO DUST	40 3/4" / 102 cm	28 3/8 x 28 3/8" / 72 x 72 cm	2 1/8" / 51 mm	1" / 25 mm	1" / 25.4 mm	10" / 250 mm	66 1/4 x 33 7/8 x 50" / 170 x 86 x 127 cm	201.7 Lb / 91.5 kg	243 Lb / 110 kg	1 / **1
DS-250 N 1300 LASER & LEVEL ZERO DUST	51 1/4" / 132 cm	36 1/4 x 36 1/4" / 93.5 x 93.5 cm	2 1/8" / 51 mm	1" / 25 mm	1" / 25.4 mm	10" / 250 mm	78 x 33 7/8 x 50" / 200 x 86 x 127 cm	212.7 Lb / 96.5 kg	265 Lb / 120 kg	1 / **1
DS-250 N 1500 LASER & LEVEL ZERO DUST	59 1/4" / 152 cm	42 5/8 x 42 5/8" / 107.5 x 107.5 cm	2 3/8" / 51 mm	1" / 25 mm	1" / 25.4 mm	10" / 250 mm	86 5/8 x 33 7/8 x 50" / 220 x 86 x 127 cm	220 Lb / 100 kg	276 Lb / 125 kg	1 / **1

DS-250 N 1000 LASER & LEVEL ZERO DUST	REF.	52920	52921	52922	52923	52925	
	Voltage / RPM	230V-50 Hz. / 2800	230V-50 UK Hz. / 2800	220V-60 Hz. / 3400	120V-50 Hz. / 2800	380V-50 Hz. 3F / 2800	
DS-250 N 1300 LASER & LEVEL ZERO DUST	REF.	52930	52931	52932	52933	52934	52935
	Voltage / RPM	230V-50 Hz. / 2800	230V-50 Hz. UK. / 2800	220V-60 Hz. / 3400	120V-50 Hz. / 2800	120V-60 Hz. inch. / 3400	380V-50 Hz. 3F / 2800
DS-250 N 1500 LASER & LEVEL ZERO DUST	REF.	52940	52941	52942	52943	52944	52945
	Voltage / RPM	230V-50 Hz. / 2800	230V-50 Hz. UK / 2800	220V-60 Hz. / 3400	120V-50 Hz. / 2800	120V-60 Hz. Inch. / 3400	380V-50 Hz. 3F / 2800

ACCESSORIES	51916 - Tile Fixer DV/DC/DS/DX	51914 - Roller Table Extension DV/DW-N/DC/DS/DX (from 2013)	-Cables with plug

Ref. 52921, 52931, 52941 (UK): 2.6 CV/HP
Ref. 52925, 52935, 52945 (3F): 4 CV/HP



RUBI

DX-250 PLUS LASER & LEVEL ZERO DUST


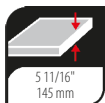
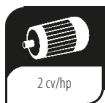

SLIDING HEAD MACHINE WITH PLUNGE EFFECT , FOR TOTAL VERSATILITY.

For all types of ceramic tiles and building materials such as marble, granite and all kind of bricks.

- Equipped with protective head for safety in the use of segmented blades. With thermal protection and overcurrent
- Water pump cooling disk with regulator tap.
- Diamond disc Ø 250 mm. (Not included).
- Adjustable head with trimmer effect.
- Retractable legs with "shell" function and transport system on wheels.
- Upper motor and belt transmission.
- With a stop for repetitive cuts.
- Work tables in aluminum and removable for cleaning.
- Removable water tank.
- 2mW line laser.
- Machine supplied without cable.



CE
EAC



1

Set sliding motor on bearings of high precision and reliability. Perfect finishes.

2

Equipped with ZERO DUST system. Tested and certified by TNO.

3

High performance plunge effect. Maximum cutting height.


4

Aluminium structure. Lighter cutter with maximum resistance to hard working conditions.

DX-250 PLUS 1000 LASER & LEVEL ZERO DUST	44 1/8" / 112 cm	31 1/8x31 1/8" / 79x79 cm	2 3/4 / 5 1/4" / 70 / 145 mm	1 3/8" / 35 mm	1" / 25.4 mm	10" / 250 mm	66 1/4x33 7/8x50 13/16" / 170x86x129 cm	174 Lb / 79 kg	✓	✓	1	**1
DX-250 PLUS 1400 LASER & LEVEL ZERO DUST	59 13/16" / 152 cm	42 5/16x42 5/16" / 107.5x107.5 cm	2 3/4 / 5 1/4" / 70 / 145 mm	1 3/8" / 35 mm	1" / 25.4 mm	10" / 250 mm	78x33 7/8x50 13/16" / 200x86x129 cm	197.3 Lb / 89.5 kg	✓	✓	1	**1

DX-250 PLUS 1000 LASER & LEVEL ZERO DUST	REF.	52900	52903
	Voltage / RPM	230V-50Hz. / 2800	120V-60Hz. / 3400
DX-250 PLUS 1400 LASER & LEVEL ZERO DUST	REF.	52910	52913
	Voltage / RPM	230V-50Hz. / 2800	120V-60Hz. / 3400

ACCESORIES	51914 -Roller Table Extension DV/DW-N/DC/DS/DX (from 2013)	54822 -Lateral Stop for DW-NL/DC/DS/DX	51910 -Base Lateral Stop DV/DC/DS/DX	54844 -Adjustable Length Lateral Stop DC/DS/DX



RUBI

DX-350 N LASER & LEVEL ZERO DUST


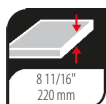

MOBILE HEAD MACHINE WITH PLUNGE EFFECT FOR TOTAL VERSATILITY.

For all types of ceramic tiles and building materials such as marble, granite, facade bricks & fireproof bricks.

- Equipped with protective safety system for segmented blades.
- With thermal and overload security switches.
- Water pump refrigeration of blade with flow control valve.
- Diamond blade Ø 14" (350 mm.) not included.
- Allows the use of a Ø 12" (300 mm.) blade.
- Adjustable mobile head with plunge effect capability.
- Retractable legs with "shield" function and wheels for easy transportation.
- Motor on top and belt transmission.
- With lateral stop for repetitive cuts.
- Aluminium working surface removable for easy cleaning.
- Removable water tank system.
- 2mW line laser.
- Circular level for easy field installation.
- Machine supplied without cable.



CE
EAC



1

Motor assembly mounted on sliding bearings for maximum precision and reliability. Perfect finishes.

2

Equipped with ZERO DUST system. Tested and certified by TNO.

3

Aluminium structure. Lighter cutter with maximum resistance to working conditions.

4

High performance plunge effect. Maximum cutting height.

DX-350 N 1000 LASER & LEVEL ZERO DUST	46 7/8" 118.5 cm	32 7/8x32 7/8" 83.5x83.5 cm	2 9/16" 65 mm	4 1/8 / 8 11/16" 105 / 220 mm	1" 25.4 mm	12-14" 300-350 mm	66 15/16x33 7/8x56 9/16" 170x86x143 cm	216 Lb 98 kg	1	**1
DX-350 N 1300 LASER & LEVEL ZERO DUST	58 7/16" 148.5 cm	41 5/16x41 5/16" 105x105 cm	2 9/16" 65 mm	4 1/8 / 8 11/16" 105 / 220 mm	1" 25.4 mm	12-14" 300-350 mm	78x33 7/8x56 9/16" 200x86x143 cm	214.9 Lb 97.5 kg	1	**1

DX-350 N 1000 LASER & LEVEL ZERO DUST	REF.	52905	52906			
	Voltage / RPM	230V-50 Hz. / 2800	220V-60 Hz. / 3400			
DX-350 N 1300 LASER & LEVEL ZERO DUST	REF.	52915	52916	52917	52918	52919
	Voltage / RPM	230V-50 Hz. / 2800	230V-60 Hz. / 3400	120V-50 Hz. / 2800	120V-60 Hz.Inch. / 3400	380V/50 Hz.3F / 2800

ACCESSORIES	51916 -Tile Fixer DV/DC/DS/DX	54939 -Set of flanges DX-350	51915 -Set of flanges DS-300 and DX-350	-Cables with plug



RUBI

DR-350 ZERO DUST


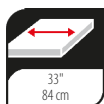
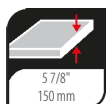

ELECTRIC SAW WITH PLUNGE EFFECT, CAPABLE OF CUTTING ALL TYPES OF MATERIAL.

For all types of building materials like: masonry bricks, facade bricks, fireproof bricks, marble, granite and ceramic tiles.

- Equipped with protective safety system for segmented blades.
- With thermal protector. Except three-phase motors.
- Adjustable head to 45°.
- Large table 23 1/16"x19 1/2" (58.5x49.5cm).
- Blade refrigeration by water pump with integrated regulation valve.
- Diamond blade Ø12-14" (300-350mm) not included.
- Machine supplied without cable.
- Direct drive.



CE
EAC



1

2

3

4

Head with high performance plunge effect. Large cutting capacity.

Equipped with ZERO DUST system. Tested and certified by TNO.

Large table for a larger work surface and comfort.

Steel structure robustness. Increased resistance to the demands of intensive work.



DR-350 ZERO DUST

33"
84 cm

17x17"
43.5x43.5 cm

3 3/4 / 5 7/8"
95 / 150 mm

12-14"
300-350 mm

45 1/4x27 3/16x52 3/16"
115x69x132.5 cm

139 Lb
63 kg

✓

1

**1

DR-350 ZERO DUST

REF.

56940

56942

Voltage / RPM

230V-50 Hz. / 2800

220V-60 Hz. / 2800

ACCESSORIES






-Cables with plug





RUBI

ELECTRIC CUTTERS AND MITERING SAWS

		W								
 ND-180	0,7 cv/hp	0,55 kW	∞	∞	20 cm 8"	22 mm 7/8"	35 mm 1 3/8"	180 mm 7"	11,8 Kg. 26 Lb.	-
 ND-180 + 	0,7 cv/hp	0,55 kW	∞	∞	20 cm 8"	22 mm 7/8"	35 mm 1 3/8"	180 mm 7"	13,6 Kg. 29 Lb.	-
ND-200	1,2 cv/hp	0,9 kW	∞	∞	^(*1) 23 cm 9"	24 mm 15/16"	40 mm 1 9/16"	200 mm 8"	17,2 Kg. 37.9 Lb.	-
 DU-200 EVO	1,1 cv/hp	0,8 kW	65 cm 26"	45 x 45 cm 18 x 18"	∞	20 mm 13/16"	35 mm 1 3/8"	200 mm 8"	22,5 Kg. 49.6 Lb.	-
 DV-200 1000	1,5 cv/hp	1,1 kW	106 cm 41 3/4"	76,5 x 76,5 cm 30 1/8 x 30 1/8"	∞	^(*3) 15 mm 9/16"	35 mm 1 3/8"	200 mm 8"	57,5 Kg. 126.8 Lb.	-
 DC-250 850	1,5 cv/hp	1,1 kW	^(*2) 98 cm 38 9/16"	^(*2) 69,5 x 69,5 cm 27 3/8 x 27 3/8"	∞	50 mm 1 15/16"	61 / 90 mm 2 3/8" / 3 9/16"	250 mm 10"	55 Kg. 121 Lb.	✓
 DC-250 1200	1,5 cv/hp	1,1 kW	^(*2) 120,5 cm 48"	^(*2) 85 x 85 cm 33 7/16 x 33 7/16"	∞	50 mm 1 15/16"	61 / 90 mm 2 3/8" / 3 9/16"	250 mm 10"	60 Kg. 132 Lb.	✓
 DS-250-N 1000	3 cv/hp	2,2 kW	102 cm 40 3/16"	72 x 72 cm 28 3/8 x 28 3/8"	∞	^(*3) 25 mm 1"	51 mm 2 1/16"	250 mm 10"	91,5 Kg. 201.7 Lb.	-
 DS-250-N 1300	3 cv/hp	2,2 kW	132 cm 51 15/16"	93,5 x 93,5 cm 36 13/16 x 36 13/16"	∞	^(*3) 25 mm 1"	51 mm 2 1/16"	250 mm 10"	96,5 Kg. 212.7 Lb.	-
 DS-250-N 1500	3 cv/hp	2,2 kW	152 cm 59 13/16"	107,5 x 107,5 cm 42 5/16 x 42 5/16"	∞	^(*3) 25 mm 1"	51 mm 2 1/16"	250 mm 10"	100 Kg. 220 Lb.	-
 DX-250 PLUS 1000	2 cv/hp	1,5 kW	^(*2) 112 cm 44 1/8"	^(*2) 79 x 79 cm 31 1/8 x 31 1/8"	∞	^(*6) 35 mm 1 3/8"	70 / 145 mm 2 3/4" / 5 11/16"	250 mm 10"	79 Kg. 174 Lb.	✓
 DX-250 PLUS 1400	2 cv/hp	1,5 kW	^(*2) 152 cm 59 13/16"	^(*2) 107,5 x 107,5 cm 42 5/16 x 42 5/16"	∞	^(*6) 35 mm 1 3/8"	70 / 145 mm 2 3/4" / 5 11/16"	250 mm 10"	89,5 Kg. 197.3 Lb.	✓
 DX-350-N 1000	3 cv/hp	2,2 kW	^(*4) 118,5 cm 46 5/8"	^(*4) 83,5 x 83,5 cm 32 7/8 x 32 7/8"	∞	^(*5) 65 mm 2 9/16"	105 / 220 mm 4 1/8" / 8 11/16"	300 - 350 mm 12 - 14"	98 Kg. 216 Lb.	✓
 DX-350-N 1300	3 cv/hp	2,2 kW	^(*4) 148,5 cm 58 7/16"	^(*4) 105 x 105 cm 41 5/16 x 41 5/16"	∞	^(*5) 65 mm 2 9/16"	105 / 220 mm 4 1/8" / 8 11/16"	300 - 350 mm 12 - 14"	97,5 Kg. 214.9 Lb.	✓
 DR-350	3 cv/hp	2,2 kW	^(*4) 84 cm 33"	^(*4) 43,5x43,5 cm 17 x 17"	∞	^(*5) 71 mm 2 13/16"	95 / 150 mm 3 3/4" / 5 7/8"	300 - 350 mm 12 - 14"	63 Kg. 139 Lb.	✓

(*1) With lateral stop.

(*2) 13/32" (10mm) thick material and plunge effect.

(*3) With special decks for mitering.

(*4) With Ø12" (300mm) blade, 13/32" (10mm) thick material and plunge effect.

(*5) With Ø14" (350mm) blade.

(*6) Saw head in the lowest position.


ACCESSORIES FOR ELECTRIC CUTTERS

• ACCESSORIES FOR ELECTRIC CUTTERS.



N-CLEANING BLOCK


- Specifically designed to bring back the diamonds on the rim of diamond blades when cutting porcelain.

	REF	
N-CLEANING BLOCK	05974	5



CLEANING BLOCK


- For cleaning of diamond blades.

	REF	
CLEANING BLOCK	05973	5



ND WATER TRAYS

- Help to keep working area clean and free from water.

	REF	
ND-180 WATER TRAY	45305	5
ND-200 WATER TRAY	45434	5



RUBI

ACCESSORIES FOR ELECTRIC CUTTERS

• ACCESSORIES FOR ELECTRIC CUTTERS.



SET OF FLANGES FOR MITERING CUTS.

- Great accuracy when making miters cuts.
- Available in several models.

	REF	
SET OF FLANGES DS-300 AND DX-350	51915	1
SET OF FLANGES DW/DV/DC/DX-250	57991	1



SET OF SPECIAL FLANGES

- 68mm diameter flanges, for DX series to increase thickness of cut.

	REF	
SET OF FLANGES DX-350	54939	1



ROLLER TABLE EXTENSION

- With rollers to simplify movement of the tiles.
- With adjustable foldable legs.
- Work surface 26 9/16"x22 5/8" (675x575mm) and maximum weight 154lb (70kg).
- Installation on both sides of the machine.

	REF	
ROLLER TABLE EXTENSION DV/DW-N/DC/DS/DX (FROM 2013)	51914	1

ACCESSORIES FOR ELECTRIC CUTTERS

· ACCESSORIES FOR ELECTRIC CUTTERS.



TABLE EXTENSION


- Increases work surface for large format ceramic tiles. 23 5/8" (600x230mm).
- Maximum weight: 22Lb, (10kg).
- Available in several models.

	REF	
TABLE EXTENSION DS/DX (FROM 2014)	54991	1
TABLE EXTENSION DV/DC	54993	1



TILE FIXER DV/DC/DS/DX


- Allows the fixing of the ceramic during cutting, thus avoiding sudden movements.
- Accessory adaptable to DV,DC,DS and DX series (up to 2009).

	REF	
TILE FIXER DV/DC/DS/DX	51916	1



LATERAL STOP FOR DW-NL/DC/DS/DX

- Lateral Stop 19 11/16" (50cm).
- Facilitates positioning of the ceramic, while reducing the percentage of errors.
- Accessory adaptable to DW-250-NL (up to 2012).

	REF	
LATERAL STOP FOR DW-NL/DC/DS/DX	54822	1



RUBI

ACCESSORIES FOR ELECTRIC CUTTERS

• ACCESSORIES FOR ELECTRIC CUTTERS.



BASE LATERAL STOP FOR DV/DC/DS/DX


- Makes 45° cuts easier when finishing skirting boards.
- Precise adjustments to ensure parallelism of cut.
- Customised accessory for DV/DC/DS & DX cutters.


	REF	
BASE LATERAL STOP DV/DC/DS/DX	51910	1



LATERAL STOP DV-200


- Lateral stop 47 5/8" (121cm) length.
- Ideal for blocking large pieces.
- Exclusive for DV-200 1000 model

	REF	
LONGITUDINAL LATERAL STOP FOR DV-200	54994	1



ADJUSTABLE LENGTH LATERAL STOP DC/DS/DX

- For fixing large format tiles.
- Adjustable to the maximum length of electric cutter.
- Ceramic tile blocks laterally thus avoiding any movement.
- Especially suitable for blocking and execution of repetitive miter.

	REF	
ADJUSTABLE LENGTH LATERAL STOP DC/DS/DX	54844	1

ACCESSORIES FOR ELECTRIC CUTTERS

· ACCESSORIES FOR ELECTRIC CUTTERS.



SPLASH PROTECTOR DS-N / DX / DX-N

- Rubber guard to prevent water splashes produced when cutting tiles on wet saw.
- Compatible with DS-N, DX-N & DX models.

	REF	
SPLASH PROTECTOR DS-N / DX / DX-N	51810	1



LASER & LEVEL KIT DV/DC/DS/DX

- Kit includes:
- Circular bubble level to facilitate proper positioning of the electric cutter.
- Laser Tracer indicating the passage of the disc and facilitates placement of material.
- Laser power: 2 mW
- Laser Class: 2

	REF	
LASER & LEVEL KIT DV/DC/DS/DX	54999	1





ELECTRIC CUTTING AND MITERING SAWS

	ND	DV-200	DC-250	DS-250	DX-250 PLUS	DX-350	DR-350
							
N-CLEANING BLOCK	05974	05974	05974	05974	05974	05974	05974
CLEANING BLOCK	05973	05973	05973	05973	05973	05973	05973
ND WATER TRAYS	ND-180 45305 ND-200 45434						
SET OF FLANGES FOR MITERING CUTS.		57991	57991	57991	57991	51915	
SET OF SPECIAL FLANGES						54939	
ROLLER TABLE EXTENSION		51914	51914	51914	51914		
TABLE EXTENSION		54993	54993	54991	54991	54991	
TILE FIXER DV/DC/DS/DX		51916	51916	51916	51916	51916	
LATERAL STOP FOR DW-NL/DC/DS/DX		54822	54822	54822	54822	54822	
BASE LATERAL STOP FOR DV/DC/DS/DX		51910	51910	51910	51910	51910	
LATERAL STOP DV-200		54994					
ADJUSTABLE LENGTH LATERAL STOP DC/DS/DX			54844	54844	54844	54844	
SPLASH PROTECTOR DS-N / DX / DX-N				51810	51810	51810	
LASER & LEVEL KIT DV/DC/DS/DX		54999	54999	54999	54999	54999	

CABLES WITH PLUG FOR CUTTERS.

· CABLES WITH PLUG FOR THE SERIES DV, DC, DS, DX AND DR. CUTTERS.



CE



CABLES WITH PLUG

- For machines supplied without cable, please include both the reference of the machine and the reference of the correct voltage cable with plug which is suitable for the Country of destination.
- Approximate length 3.5m.

	REF		
CABLE WITH PLUG 230/50 EUR	58850	230V - 50 Hz.EUR	1
CABLE WITH PLUG 380/50 EUR	58851	380v-50 Hz.EUR	1
CABLE WITH PLUG 110/50 UK	58852	110v-50 Hz.UK	1
CABLE WITH PLUG 230/50 UK	58853	230V-50 Hz.UK	1
CABLE WITH PLUG 120/60 15A 12AWG USA	58854	120V-60 Hz.15 A 12AWG USA	1
CABLE WITH PLUG 220/60 15A 12AWG USA	58856	220V-60 Hz.15 A 12AWG USA	1
CABLE WITH PLUG 220/60 20A 12AWG USA	58857	220V-60 Hz.20 A 12AWG USA	1
CABLE WITH PLUG 240/50 AUS	58859	240v - 50 Hz.AUSTR.	1
CABLE WITH PLUG 230/50 10A AUS	58863	230v - 50 Hz. 10A AUSTR.	1
CABLE WITH PLUG 230/50 DK	58860	230V-50 Hz.DK	1

CE



EXTENSION CORDS EC-1/EC-2

- Flexible PVC Cable 3 x 1.5 mm2.
- 230 V, 13.9 A, 3500 W with thermal circuit breaker and 4 sockets (2P+T) Schuko type.
- IP-20.

	REF	
EXTENSION CORD EC1 82 FT. (25 M.) / 13,9A PLUS	83991	1
EXTENSION CORD EC2 164 FT. (50 M.) / 13,9A PLUS	83949	1



RUBI

CIRCULAR SAW TC-180

PRECISE CUTTING ON LARGE FORMAT MATERIALS.

For dry and wet cutting of ceramic tiles and natural stone.

- Especially suitable for large pieces.
- Allows the user to reduce manipulation, handling heavy or awkward use.
- Content:
 - Blade Ø180mm TURBO TSV.
 - Parallel guide.
 - Cable with PRCD switch (differential).
 - Cone reducer for vacuum cleaner.
 - Transport case.



CE



1

Practical cutter and easy to use for large pieces.

2

Double cooling system, wet and dry. Greater adaptability to environment.

3

Guiding mark for better visibility of the line of cut.

4

Easy adjustment of cutting thickness. Greater versatility and adaptability to the different materials.

TC-180	REF		RPM	W										
50939	✓	5800	1800 W	230V / 50-60Hz	2 3/4" / 55 mm	7" / 180 mm	3/8" / 22.2 mm	13x17 1/4x14 1/4" / 33x45x38 cm	✓	14.8 Lb / 6.7 kg	24 Lb / 11 kg	1	12	

ACCESSORIES

50956 -80cm Guide for TC-180 (31 1/2")



50957 -Guide connector



50958 -Fixing C-clamp





RUBI



CIRCULAR SAW TC-180 KIT

- Kit includes:
- 1 x Circular Cutter TC-180 230V 50/60Hz (Ref. 50939), 2 x Guide 80 cm. for TC-180 (Ref. 50956), 1 x Connector guides (Ref. 50957), 2 x Fixing Sergeant (Ref. 50958).

	REF	
TC-180 230V/50-60HZ KIT	50994	1

ACCESSORIES FOR CIRCULAR SAW TC-180



TC-180 GUIDES

- Aluminium Guide for straight cuts.
- Ability to connect multiple guides through the connector (Ref. 50957)

	REF			
80CM GUIDE FOR TC-180 (31 1/2")	50956	32 5/16x7 5/16x13/16" 82x18.5x2 cm	2.78 Lb 1.26 kg	1
120CM GUIDE FOR TC-180 (47 1/4")	50959	47 9/16x13/16" 121x18x2 cm	4 Lb 1.8 kg	1



GUIDE CONNECTOR

- Allows the connection of multiple guides to increase cutting length.

	REF	
GUIDE CONNECTOR	50957	1



FIXING C-CLAMP

- Highly recommended for fixing the guide on the ceramic and preventing movement through out the cut, thus achieving a cleaner cut.

	REF	
FIXING C-CLAMP	50958	1



A-230 PRO



A-115 PRO
A-125 PRO

PROFESSIONAL ANGLE GRINDER

For cutting and grinding of metals and building materials.

- Sturdy and long lasting motor.
- With safety switch to avoid involuntary startup. Progressive starting to avoid bumps on start-up and overintensity of the current. For straight cuts only.
- Shaft locks to facilitate blade replacement.
- Rapid fitting of protector.
- 2 positions adjustable handle (models A-115/A-125), 3 positions (models A-230).
- Blade not included.

	REF		W	RPM			
A-115 PRO	50954	230V/50-60Hz.	1005W	9900	115	5.3 Lb 2.4 kg	1
A-125 PRO	50963	230V/50-60Hz.	1005W	9900	125	5.3 Lb 2.4 kg	1
A-230 PRO	50969	230V/50-60Hz.	2100W	6350	230	13 Lb 6 kg	1



R-180-N2 WALL CHASER

COMFORT AND POWER

For wall chasing channels on construction site.

- Ideal machine for wall chasing channels easily.
- Soft start to prevent jerking and overcurrent.
- Depth of 40 mm.
- Adjustable width of 7-40 mm.
- Allows attachment to a vacuum to prevent dust generated.
- Spindle lock for easy disc change.
- Blades not included.

	REF		W	RPM						
R-180-N2 WALL CHASER 240V 50/60HZ	50968	210-240V/50-60 Hz.	2200W	5800	1 3/4" e" 40 mm		1/4 x 7" 2x180 mm	15.2 Lb 6.9 kg	1	24



CE
EAC



RUBI

AS-30 PRO VACUUM CLEANER

VACUUM ADAPTABLE TO ELECTRIC MACHINES

To vacuum wet or dry.

- For wet and dry vacuuming.
- Power: 1400 W.
- Airflow: 58 l / s.
- Vacuum: 180 mbar. (18 psi.)
- Capacity: 30 l.
- Double switch: On / Off and automatic start.
- Socket for electric tool (max.2000W)
- Electrical cable: 4 m.
- Accessories included:
 - Hose, nozzle (35/37 mm.)and crevice tool.
 - Steel pipes.
 - Wet brush.
 - Filter damp sponge for wet.
 - HEPA filter for dry.

REF			
AS-30 PRO VACUUM CLEANER	50962	25 3/4x14 15/16x14 15/16" 64x38x38 cm	210-240V/50-60 Hz
			1

ACCESSORIES AS-30 PRO

• RANGE OF ACCESSORIES COMPATIBLE WITH AS-30 PRO VACUUM CLEANER.



AS-30 PRO VACUUM CLEANER PAPER BAG.

- Paper bag for dust vacuuming.
- Compatible with AS-30 PRO.
- Biodegradable.
- 4 units set.

	REF		
AS-30 PRO VACUUM CLEANER PAPER BAG.	50964	1	1



AS-30 PRO VACUUM CLEANER DRY FILTER

- HEPA filter for dry vacuuming.
- Compatible with AS-30 PRO.
- Minimum particle size: 5 µm.

	REF		
AS-30 PRO VACUUM CLEANER DRY FILTER	50998	1	1



AS-30 PRO VACUUM CLEANER WET FILTER.

- Filter for wet vacuuming.
- Compatible with AS-30 PRO.
- 2 units set.

	REF		
AS-30 PRO VACUUM CLEANER WET FILTER.	50999	1	1

DIAMOND BLADES



Diamond blades (dry cut)

Diamond blades (wet cut)





DIAMOND BLADES - DRY CUT

• DIAMOND BLADES WITHOUT NEED OF WATER FOR COOLING.

EAC



GENERAL PURPOSE TURBO DIAMOND BLADE (TSV)

- Recommended for cutting building materials such as bricks, concrete, terrazzo.
- A great combination. High performance and cutting speed with high standard finishes.
- Only for straight cuts, not suitable for mitering.

	REF					
TSV 115 PRO	25917	4 1/2" 115 mm	7/8" 22.2 mm	0.080" 2 mm	1/4" 7 mm	1
TSV 125 PRO	31980	5" 125 mm	7/8" 22.2 mm	0.085" 2.2 mm	1/4" 7 mm	1
TSV 230 PRO	25918	9" 230 mm	7/8" 22.2 mm	0.095" 2.5 mm	1/4" 7 mm	1
TSV 115 SUPERPRO	31981	4 1/2" 115 mm	7/8" 22.2 mm	0.080" 2 mm	1/4" 7 mm	1
TSV 125 SUPERPRO	31982	5" 125 mm	7/8" 22.2 mm	0.080" 2 mm	1/4" 7 mm	1

EAC



GENERAL PURPOSE SEGMENTED DIAMOND BLADE (SEV)

- Recommended for cutting building materials such as brick, concrete, terrazzo.
- The fastest. Maximum speed and best blade's cooling. To cut materials with more than 1" (25 mm.) thickness.
- * Perforated steel blade to improve cooling and diminish cut's tensions.
- Only for straight cuts, not suitable for mitering.

	REF					
SEV 115 PRO	25915	4 1/2" 115 mm	7/8" 22.2 mm	0.060" 1.6 mm	1/4" 7 mm	1
SEV 125 PRO	32940	5" 125 mm	7/8" 22.2 mm	0.060" 1.6 mm	1/4" 7 mm	1
SEV 180 PRO	25938	7" 180 mm	7/8" 22.2 mm	0.080" 2 mm	1/4" 7 mm	1
SEV 230 PRO	25916	9" 230 mm	7/8" 22.2 mm	0.090" 2.3 mm	1/4" 7 mm	1
SEV 115 SUPERPRO	32942	4 1/2" 115 mm	7/8" 22.2 mm	0.085" 2.2 mm	3/8" 10 mm	1
SEV 125 SUPERPRO	32943	5" 125 mm	7/8" 22.2 mm	0.085" 2.2 mm	3/8" 10 mm	1
SEV 230 SUPERPRO *	32948	9" 230 mm	7/8" 22.2 mm	0.100" 2.6 mm	3/8" 10 mm	1

DIAMOND BLADES - DRY CUT

· DIAMOND BLADES WITHOUT NEED OF WATER FOR COOLING.



ERC



CERAMIC TILES CONTINUOUS RIM DIAMOND BLADE (CSV)

- Blade for general cut of ceramic tiles as wall tile, floor tiles, porcelain.
- The best finish. To cut and miter ceramic tiles and other stone coating materials with less than 1" (25 mm.) thickness.
- Only for straight cuts, not suitable for mitering.

	REF					
CSV 115 PRO	25910	4 1/2" 115 mm	7/8" 22.2 mm	0.060" 1.6 mm	1/4" 7 mm	1
CSV 125 PRO	31915	5" 125 mm	7/8" 22.2 mm	0.060" 1.6 mm	1/4" 7 mm	1
CSV 115 SUPERPRO	30882	4 1/2" 115 mm	7/8" 22.2 mm	0.060" 1.6 mm	1/4" 7 mm	1
CSV 125 SUPERPRO	30883	5" 125 mm	7/8" 22.2 mm	0.060" 1.6 mm	1/4" 7 mm	1
CSV 230 SUPERPRO	30888	9" 230 mm	7/8" 22.2 mm	0.075" 1.9 mm	1/4" 7 mm	1

ERC



HARD MATERIALS TURBO DIAMOND BLADE (TSA)

- Recommended blades to cut hard materials such as granite, rustic tiles, klinker, fire bricks, slate.
- A great combination. High performance and cutting speed with high standard finishes.
- Only for straight cuts, not suitable for mitering.

	REF					
TSA 115 PRO	31952	4 1/2" 115 mm	7/8" 22.2 mm	0.080" 2 mm	1/4" 7 mm	1
TSA 125 PRO	31953	5" 125 mm	7/8" 22.2 mm	0.085" 2.2 mm	1/4" 7 mm	1
TSA 180 PRO	31956	7" 180 mm	7/8" 22.2 mm	0.085" 2.2 mm	1/4" 7 mm	1
TSA 230 PRO	31958	9" 230 mm	7/8" 22.2 mm	0.095" 2.5 mm	5/16" 8 mm	1
TSA 230 SUPERPRO	31957	9" 230 mm	7/8" 22.2 mm	0.095" 2.5 mm	5/16" 8 mm	1

**RUBI**

DIAMOND BLADES - DRY CUT

• DIAMOND BLADES WITHOUT NEED OF WATER FOR COOLING.

ERC

HARD MATERIALS TURBO VIPER DIAMOND BLADE (TVA)

- Recommended blade for cutting hard materials such as granite, rustic tiles, clinker, refractory, slate and porcelain tile.
- The specific design of the diamond band offers greater speed of cutting harder materials without sacrificing finish quality.
- Only for straight cuts, not suitable for mitering.

	REF					
TVA 115 SUPERPRO	31932	4 ½" 115 mm	¾" 22.2 mm	0.055" 1.4 mm	¾" 10 mm	1
TVA 125 SUPERPRO	31933	5" 125 mm	¾" 22.2 mm	0.055" 1.4 mm	¾" 10 mm	1
TVA 180 SUPERPRO	31934	7" 180 mm	¾" 22.2 mm	0.060" 1.6 mm	¾" 10 mm	1
TVA 230 SUPERPRO	31935	9" 230 mm	¾" 22.2 mm	0.060" 1.6 mm	¾" 10 mm	1

ERC

HARD MATERIALS SEGMENTED DIAMOND BLADE (SHA)

- Recommended blades to cut hard materials such as granite, rustic tiles, clinker, fire bricks, slate.
- The fastest. Maximum speed and best blade's cooling. To cut materials with more than 1" (25 mm.) thickness.
- Only for straight cuts, not suitable for mitering.

	REF					
SHA 115 PRO	32922	4 ½" 115 mm	¾" 22.2 mm	0.085" 2.2 mm	¼" 7 mm	1
SHA 125 PRO	32923	5" 125 mm	¾" 22.2 mm	0.085" 2.2 mm	¼" 7 mm	1
SHA 230 PRO	32928	9" 230 mm	¾" 22.2 mm	0.110" 2.8 mm	¼" 7 mm	1
SHA 180 SUPERPRO	32926	7" 180 mm	¾" 22.2 mm	0.095" 2.4 mm	¼" 7 mm	1
SHA 230 SUPERPRO	32929	9" 230 mm	¾" 22.2 mm	0.110" 2.8 mm	¾" 10 mm	1

DIAMOND BLADES - DRY CUT

· DIAMOND BLADES WITHOUT NEED OF WATER FOR COOLING.



ERC



HARD MATERIALS SEGMENTED DIAMOND BLADE "CANTERO" (SCA)

- Recommended for cutting high hardness natural stones such as granite, basalt, quartzite, concrete drive, etc.
- Long life and high performance. Bar of 12 mm.
- High speed cutting.
- For cutting materials > 25 mm thickness.
- Only for straight cuts, not suitable for mitering.

	REF					
SCA 230 SUPERPRO	30904	9" 230 mm	7/8" 22.2 mm	0.120" 3 mm	1/2" 12 mm	1

ERC



SEGMENTED 4X4 DIAMOND BLADE (STT)

- Recommended blade for cutting all types of building materials, included Reinforced concrete. High performance and speed of cutting.
- For cutting materials > 25 mm thickness.
- Only for straight cuts, not suitable for mitering.

	REF					
STT 115 SUPERPRO	30974	4 1/2" 115 mm	3/8" 22.2 mm	0.085" 2.2 mm	3/8" 10 mm	1
STT 125 SUPERPRO	30975	5" 125 mm	3/8" 22.2 mm	0.085" 2.2 mm	3/8" 10 mm	1
STT 230 SUPERPRO	30976	9" 230 mm	3/8" 22.2 mm	0.095" 2.4 mm	3/8" 10 mm	1

ERC



PORCELAIN TILES CONTINUOUS RIM DIAMOND BLADE (CPR)

- Recommended blade to cut fine porcelain tiles with less than 1" (25 mm.) thickness.
- The best finish.
- Only for straight cuts, not suitable for mitering.

	REF					
CPR 115 SUPERPRO	30972	4 1/2" 115 mm	3/8" 22.2 mm	0.060" 1.7 mm	1/4" 7 mm	1
CPR 125 SUPERPRO	30973	5" 125 mm	3/8" 22.2 mm	0.060" 1.7 mm	1/4" 7 mm	1



DIAMOND BLADES - DRY CUT

• DIAMOND BLADES WITHOUT NEED OF WATER FOR COOLING.

ERC



PORCELAIN TILES TURBO DIAMOND BLADE (TCR)

- Recommended blade to cut fine porcelain tiles.
- High performance and fast cutting speed with high quality finishes. Only for straight cuts, not suitable for mitering.

	REF					
TCR 115 SUPERPRO	31972	4 1/2" 115 mm	3/8" 22.2 mm	0.055" 1.4 mm	1/4" 7 mm	1
TCR 125 SUPERPRO	31973	5" 125 mm	3/8" 22.2 mm	0.055" 1.4 mm	1/4" 7 mm	1
TCR 180 SUPERPRO	31975	7" 180 mm	3/8" 22.2 mm	0.060" 1.6 mm	1/4" 7 mm	1
TCR 230 SUPERPRO	31978	9" 230 mm	3/8" 22.2 mm	0.080" 2 mm	1/4" 7 mm	1

ERC



PORCELAIN TILES J-SLOT DIAMOND BLADE (CPJ)

- For cutting hard porcelain tiles with the best performance.
- Specially recommended for straight cuts and high speed cutting.
- Not for miter.
- Thanks to J-Slot typology, this disc increases cutting speed on very hard porcelain tiles, while reducing the stresses generated through out the cut.
- It's original design is for dry cutting, but also allows wet cutting.

	REF					
CPJ 115 SUPERPRO	32932	4 1/2" 115 mm	3/8" 22.2 mm	0.055" 1.4 mm	1/4" 7 mm	1
CPJ 125 SUPERPRO	32933	5" 125 mm	3/8" 22.2 mm	0.055" 1.4 mm	1/4" 7 mm	1

ERC



ABRASIVE MATERIALS SEGMENTED DIAMOND BLADE (SON)

- Recommended blades to cut abrasive materials such as bricks, calcareous terrazzo, marble, sandstone.
- Only for straight cuts, not suitable for mitering.

	REF					
SON 115 SUPERPRO	32902	4 1/2" 115 mm	3/8" 22.2 mm	0.085" 2.2 mm	1/4" 7 mm	1
SON 125 SUPERPRO	32903	5" 125 mm	3/8" 22.2 mm	0.085" 2.2 mm	1/4" 7 mm	1
SON 230 SUPERPRO	32908	9" 230 mm	3/8" 22.2 mm	0.100" 2.6 mm	1/4" 7 mm	1

DIAMOND BLADES - DRY CUT

· DIAMOND BLADES WITHOUT NEED OF WATER FOR COOLING.



ERC



MARBLE ELECTROPLATED DIAMOND BLADE (EMG)

- Recommended electroplated diamond blade to cut marble, limestone and fibers.
- Less vibration. To cut those materials with high risk of breaking, as marble and fibers.
- Only for straight cuts, not suitable for mitering.

	REF					
EMG 115 SUPERPRO	30995	4 1/2" 115 mm	7/8" 22.2 mm	0.095" 2.5 mm	3/8" 3 mm	1
EMG 125 SUPERPRO	30996	5" 125 mm	7/8" 22.2 mm	0.095" 2.5 mm	3/8" 3 mm	1
EMG 230 SUPERPRO	30997	9" 230 mm	7/8" 22.2 mm	0.120" 3 mm	3/8" 3 mm	1

ERC

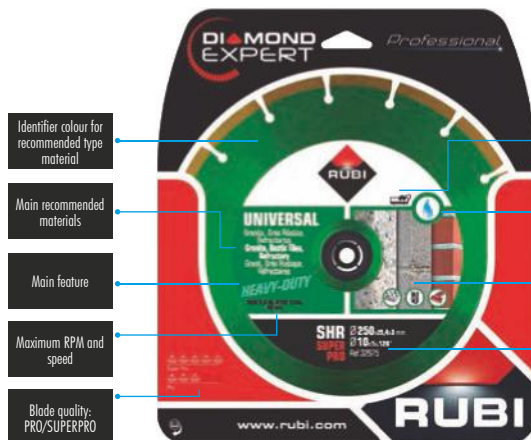


DIAMOND BLADE RESCUE (RSQ)

- Recommended disc for cutting all types of materials including metal, plastic and wood, and more.
- Vacuum Brazed Technology.
- Increased resistance to high temperatures during cutting, reduction of spark generated.
- High speed and performance.
- Only for straight cuts, not suitable for mitering.

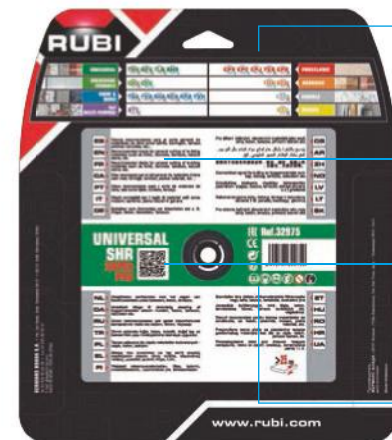
	REF					
RSQ 115 SUPERPRO	30900	4 1/2" 115 mm	7/8" 22.2 mm	0.095" 2.4 mm	3/16" 4 mm	1
RSQ 125 SUPERPRO	30901	5" 125 mm	7/8" 22.2 mm	0.095" 2.4 mm	3/16" 4 mm	1
RSQ 230 SUPERPRO	30902	9" 230 mm	7/8" 22.2 mm	0.100" 2.6 mm	3/16" 4 mm	1

NEW
PACKAGING



- Identifier colour for recommended type material
- Main recommended materials
- Main feature
- Maximum RPM and speed
- Blade quality: PRO/SUPERPRO

- Machine's type
- Dry or wet cut
- Picture of the main recommended materials
- Blade's data



- RUBI blades complete range and uses
- Recommended materials
- QR Code
- Safety warnings



DIAMOND BLADES - WET CUT

• DIAMOND BLADES COOLED WITH WATER.

ERC



GENERAL PURPOSE SEGMENTED DIAMOND BLADE (SHR)

- Recommended for cutting building materials such as brick, concrete, terrazzo.
- The fastest. Maximum speed and best blade's cooling. To cut materials with more than 1" (25 mm.) thickness.

REF						
SHR 250 PRO	32974	10" 250 mm	1" 25.4 mm	0.100" 2.6 mm	3/8" 10 mm	1
SHR 300 PRO	32972	12" 300 mm	1" 25.4 mm	0.100" 2.6 mm	3/8" 10 mm	1
SHR 250 SUPERPRO	32975	10" 250 mm	1" 25.4 mm	0.100" 2.6 mm	3/8" 10 mm	1
SHR 300 SUPERPRO	32970	12" 300 mm	1" 25.4 mm	0.100" 2.6 mm	3/8" 10 mm	1
SHR 350 SUPERPRO	32971	14" 350 mm	1" 25.4 mm	0.120" 3 mm	3/8" 10 mm	1

ERC



CERAMIC TILES CONTINUOUS RIM DIAMOND BLADE (CEV)

- Blade for general cut of ceramic tiles as wall tile, floor tiles, porcelain.
- The best finish. To cut and miter ceramic tiles and other stone coating materials with less than 1" (25 mm.) thickness.

REF						
CEV 125 PRO	25911	5" 125 mm	3/8" 22.2 mm	0.060" 1.7 mm	1/4" 7 mm	1
CEV 180 PRO	25912	7" 180 mm	3/8-1" 22.2 - 25.4 mm	0.060" 1.7 mm	1/4" 7 mm	1
CEV 200 PRO	25913	8" 200 mm	1" 25.4 mm	0.060" 1.7 mm	1/4" 7 mm	1
CEV 230 PRO	25914	9" 230 mm	3/8-1" 22.2 - 25.4 mm	0.080" 2 mm	1/4" 7 mm	1
CEV 250 PRO	25934	10" 250 mm	1" 25.4 mm	0.085" 2.2 mm	1/4" 7 mm	1
CEV 300 PRO	25935	12" 300 mm	1" 25.4 mm	0.085" 2.2 mm	3/8" 10 mm	1
CEV 115 SUPERPRO	30942	4 1/2" 115 mm	3/8" 22.2 mm	0.060" 1.7 mm	1/4" 7 mm	1
CEV 125 SUPERPRO	30943	5" 125 mm	3/8" 22.2 mm	0.060" 1.7 mm	1/4" 7 mm	1
CEV 180 SUPERPRO	30945	7" 180 mm	3/8-1" 22.2 - 25.4 mm	0.060" 1.7 mm	1/4" 7 mm	1
CEV 200 SUPERPRO	30946	8" 200 mm	1" 25.4 mm	0.060" 1.7 mm	1/4" 7 mm	1
CEV 230 SUPERPRO	30948	9" 230 mm	3/8-1" 22.2 - 25.4 mm	0.080" 2 mm	1/4" 7 mm	1
CEV 250 SUPERPRO	30949	10" 250 mm	1" 25.4 mm	0.085" 2.2 mm	1/4" 7 mm	1
CEV 300 SUPERPRO	30950	12" 300 mm	1" 25.4 mm	0.085" 2.2 mm	3/8" 10 mm	1
CEV 350 SUPERPRO	30951	14" 350 mm	1" 25.4 mm	0.100-1/8" 2.6 mm	3/8" 10 mm	1

DIAMOND BLADES - WET CUT

· DIAMOND BLADES COOLED WITH WATER.



ERC



HARD MATERIALS CONTINUOUS RIM DIAMOND BLADE (CPA)

- Blades recommended for Hard Materials such as porcelain, Granite and slate with less than 1" (25mm) thickness.
- The best finish. To cut and miter ceramic tiles and other stone coating materials with less than 1" (25 mm.) thickness.

	REF					
CPA 125 SUPERPRO	30923	5" 125 mm	3/8" 22.2 mm	0.060" 1.7 mm	1/4" 7 mm	1
CPA 180 SUPERPRO	30925	7" 180 mm	3/8" 22.2 mm	0.060" 1.7 mm	1/4" 7 mm	1
CPA 200 SUPERPRO	30926	8" 200 mm	1" 25.4 mm	0.060" 1.7 mm	1/4" 7 mm	1
CPA 230 SUPERPRO	30928	9" 230 mm	3/8" 22.2 mm	0.080" 2 mm	1/4" 7 mm	1
CPA 250 SUPERPRO	30929	10" 250 mm	1" 25.4 mm	0.085" 2.2 mm	1/4" 7 mm	1
CPA 300 SUPERPRO	30930	12" 300 mm	1" 25.4 mm	0.085" 2.2 mm	3/8" 10 mm	1
CPA 350 SUPERPRO	30931	14" 350 mm	1" 25.4 mm	0.100" 2.6 mm	3/8" 10 mm	1

ERC



PORCELAIN TILES CONTINUOUS RIM DIAMOND BLADE (CPC)

- Recommended blade to cut fine porcelain tiles with less than 1" (25 mm.) thickness.
- Specially recommended for miter cutting.

	REF					
CPC 180 PRO	30955	7" 180 mm	3/8"-1" 22.2 - 25.4 mm	0.060" 1.7 mm	1/4" 7 mm	1
CPC 200 PRO	30956	8" 200 mm	1" 25.4 mm	0.060" 1.7 mm	1/4" 7 mm	1
CPC 230 PRO	30958	9" 230 mm	3/8"-1" 22.2 - 25.4 mm	0.080" 2 mm	1/4" 7 mm	1
CPC 250 PRO	30959	10" 250 mm	1" 25.4 mm	0.085" 2.2 mm	1/4" 7 mm	1
CPC 300 PRO	30960	12" 300 mm	1" 25.4 mm	0.085" 2.2 mm	3/8" 10 mm	1
CPC 350 PRO	30961	14" 350 mm	1" 25.4 mm	0.100" 2.6 mm	3/8" 10 mm	1



DIAMOND BLADES - WET CUT

• DIAMOND BLADES COOLED WITH WATER.

ERC



PORCELAIN TILES J-SLOT DIAMOND BLADE (CPX)

- Recommended disc to cut fine porcelain tiles.
- High Tech. High speed on straight cuts on porcelain tiles.
- Only for straight cut, not recommended for miter cuts.

	REF					
CPX 200 PRO	30964	8" 200 mm	1" 25.4 mm	0.060" 1.6 mm	¾" 7 mm	1
CPX 250 PRO	30962	10" 250 mm	1" 25.4 mm	0.060" 1.6 mm	¾" 7 mm	1
CPX 300 PRO	30963	12" 300 mm	1" 25.4 mm	0.060" 1.6 mm	¾" 7 mm	1

ERC



HARD MATERIALS TURBO VIPER DIAMOND BLADE (TVH)

- Recommended blade for cutting hard materials such as granite, rustic tiles, clinker, refractory, slate and porcelain tile.
- The specific design of the diamond band offers greater speed of cutting harder materials without sacrificing finish quality.
- Only for straight cuts, not suitable for mitering.

	REF					
TVH 200 SUPERPRO	31936	8" 200 mm	1" 25.4 mm	0.060" 1.6 mm	⅜" 10 mm	1
TVH 250 SUPERPRO	31937	10" 250 mm	1" 25.4 mm	0.060" 1.6 mm	⅜" 10 mm	1
TVH 300 SUPERPRO	31938	12" 300 mm	1" 25.4 mm	0.080" 2 mm	⅜" 10 mm	1
TVH 350 SUPERPRO	31939	14" 350 mm	1" 25.4 mm	0.095" 2.4 mm	⅜" 10 mm	1

ERC



ABRASIVE MATERIALS TURBO DIAMOND BLADE (TON)

- Recommended blades to cut abrasive materials such as bricks, calcareous terrazzo, marble, sandstone.
- A great combination. High performance and cutting speed with high standard finishes.








	REF					
TON 200 SUPERPRO	31906	8" 200 mm	1" 25.4 mm	0.095" 2.5 mm	⅝" 7.5 mm	1
TON 250 SUPERPRO	31909	10" 250 mm	1" 25.4 mm	0.095" 2.5 mm	⅝" 7.5 mm	1
TON 300 SUPERPRO	31910	12" 300 mm	1" 25.4 mm	0.120" 3 mm	⅝" 7.5 mm	1

CLASSIFICATION OF BLADES BY COLOUR



<p>GENERAL PURPOSE</p> <p>Recommended blade for general cutting of building materials such as brick, concrete, terrazzo, natural stone, etc.</p>	<p>GENERAL CERAMIC MATERIAL</p> <p>Recommended blades for cutting marble, fibers and other materials with high breakage risk.</p>	<p>HARD MATERIALS</p> <p>Recommended blade for cutting hard materials such as granite, slate, firebrick, etc.</p>	<p>GENERAL PURPOSE</p> <p>Recommended blade for cutting concrete and hard materials such as granite, slate, refractory, brick, etc.</p>
<p>PORCELAIN</p> <p>Recommended blades for fine cuts of porcelain tiles.</p>	<p>ABRASIVES</p> <p>Recommended blades for cutting abrasive materials such as bricks, calcareous terrazzo, marble, sandstone, etc.</p>	<p>MARBLE</p> <p>Recommended blade for cutting all kinds of materials such as steel sheet, wood, masonry materials, fiberglass, PVC, steel rods, concrete, reinforced concrete, etc ...</p>	<p>RESCUE</p> <p>Recommended blade for cutting all kinds of materials such as steel sheet, wood, masonry materials, fiberglass, PVC, steel rods, concrete, reinforced concrete, etc ...</p>

TYPES AND USES OF DIAMOND BLADES

 <p>CONTINUOUS RIM</p> <p>The best finish. for cutting and mitering ceramic tiles and other stone coating materials < 1" (25mm) thickness.</p>	 <p>TURBO</p> <p>A great combination. High performance and speed of cut with high quality finishings.</p>	 <p>VIPER</p> <p>Best of a TURBO, with the best finishes and cutting speed.</p>	 <p>SEGMENTED</p> <p>The Fastest. Maximum speed and best blade's cooling. To cut materials > 1" (25mm) thickness.</p>
 <p>ELECTROPLATED</p> <p>Less vibration. To cut those materials with high risk of breaking as marble or fibres.</p>	 <p>J-SLOT</p> <p>High-Tech. High speed on hardest materials. Specially designed for straight cuts on Porcelain tiles.</p>	 <p>VACUUM BRAZED</p> <p>The most versatile. Because of his versatility in not petrous materials and cutting speed.</p>	



APPLICATION AND USE GUIDE

	CONTINUOUS RIM		J-SLOT	TURBO			VIPER	SEGMENTED					ELECTROPLATED	VACUUM BRAZED
	CSV	CPR	CPJ	TSV	TSA	TCR	TVA	SEV	SHA	SCA	STT	SON	EMG	RSQ
Sandstone				✓				✓			✓	✓		✓
Asphalt				✓				✓			✓	✓		✓
Wall tile	✓													
Fired-clay tile	✓			✓				✓				✓		✓
Concrete block				✓				✓			✓	✓		✓
Rubber														✓
Steel plate														✓
Quartzite				✓	✓		✓	✓	✓	✓	✓			
Fibreglass													✓	✓
Fibre cement				✓				✓			✓	✓		✓
Granite	✓			✓	✓		✓	✓	✓	✓	✓			
Floor tile	✓						✓							
Extruded stoneware	✓			✓	✓		✓							
Porcelain tile	✓	✓	✓			✓	✓							
Reinforced concrete											✓			✓
Cellular concrete				✓				✓			✓	✓		✓
Cured concrete				✓	✓			✓	✓	✓	✓			✓
Fresh concrete				✓				✓			✓	✓		✓
Clinker				✓	✓		✓	✓	✓	✓	✓			✓
Face brick				✓				✓			✓	✓		✓
Fireproof brick				✓	✓		✓	✓	✓	✓	✓			✓
Wood														✓
Marble	✓			✓				✓			✓	✓	✓	
Aluminium profile														✓
Volcanic stone				✓				✓			✓	✓		✓
Slate				✓	✓		✓	✓	✓	✓	✓			
Ceramic roof tile	✓			✓				✓				✓		✓
Concrete roof tiles				✓				✓			✓	✓		✓
Glazed roof tile	✓			✓										
Calcareous terrazzo				✓				✓			✓	✓		✓
Siliceous terrazzo				✓	✓		✓	✓	✓	✓	✓			✓
Concrete pipe				✓				✓			✓	✓		✓
Polyethylene (PE) pipe														✓
PVC														✓
Steel rod														✓



APPLICATION AND USE GUIDE

	CONTINUOUS RIM			J-SLOT	TURBO	VIPER	SEGMENTED
	CEV	CPA	CPC	CPX	TON	TVH	SHR
Sandstone					✓		✓
Asphalt					✓		✓
Wall tile	✓						
Fired-clay tile	✓				✓		✓
Concrete block					✓		✓
Quartzite		✓				✓	✓
Fibre cement					✓		✓
Granite	✓	✓				✓	✓
Floor tile	✓	✓				✓	
Extruded stoneware	✓	✓				✓	
Porcelain tile	✓	✓	✓	✓		✓	
Cellular concrete					✓		✓
Cured concrete							✓
Fresh concrete					✓		✓
Clinker						✓	✓
Face brick					✓		✓
Firebrick						✓	✓
Marble	✓				✓		✓
Glass materials		✓					
Volcanic stone					✓		✓
Slate		✓				✓	✓
Ceramic roof tile	✓				✓		✓
Concrete roof tiles					✓		✓
Glazed roof tile	✓				✓		
Calcareous terrazzo					✓		✓
Siliceous terrazzo						✓	✓
Concrete pipe					✓		✓





04

PERFORATION

**Tools for Drilling Tiles, Stoneware, Marble, Granite
and other materials**





RUBI

TUNGSTEN CARBIDE DRILL BITS

- TUNGSTEN CARBIDE BITS FOR DRILLING WALL TILES.
- ADAPTABLE TO MANUAL DRILL AND HEAD FOR ELECTRIC DRILL WITHOUT HAMMER.



DRILL BIT SET WITH CASE

- It consists of head with central drill attachment and Tungsten Carbide drill bits of Ø 1", 1 3/8", 1 3/4", 1 3/4", 2 1/2", 2 3/4" and 3 1/4" (27, 35, 45, 55, 65, 70 and 85 mm.), with plastic case.

	REF	
DRILL BIT SET WITH CASE	04995	1



TUNGSTEN CARBIDE DRILL BITS

- Tungsten carbide drill bits for Wall tiles. Adaptable to manual drill and head for use with electric drill without hammer (ref. 04992).

	REF	
DRILL BIT 1" (27 MM.)	04960	5
DRILL BIT 1 3/8" (35 MM.)	04962	5
DRILL BIT 1 3/4" (45 MM.)	04964	5
DRILL BIT 2 1/4" (55 MM.)	04965	5
DRILL BIT 2 1/2" (65 MM.)	04966	5
DRILL BIT 2 3/4" (70 MM.)	04967	5
DRILL BIT 3 1/4" (85 MM.)	04968	5



ADAPTER HEAD AND DRILL BIT SETS

- Sets with adapter head, central attachment drill bit and Tungsten Carbide drill bit.

	REF	
HEAD WITH 1" (27 MM.) DRILL BIT	04990	1
HEAD WITH 1 3/8" (35 MM.) DRILL BIT	04991	1



HEAD AND CENTRAL ATTACHMENT DRILL BIT

- Ref. 04993 drill bit with Tungsten Carbide tip for use with electric drill without hammer.
- Attachable to all measures of Tungsten Carbide drill bits.
- Supplied in blister.

	REF	
HEAD WITH CENTRAL ATTACHMENT DRILL BIT	04992	1
CENTRAL ATTACHMENT DRILL BIT FOR HEAD	04993	1

DIAMOND DRILL BITS - DRY CUT

• FOR DRY DRILLING OF WALL TILES, FLOOR TILES AND PORCELAIN TILES..



EAC



DRYGRES DRILL BITS

- For drilling in dry wall, stoneware and porcelain tiles.
- Maximum operating speed 14,000 r.p.m. M14 thread finish. Usable with grinder (direct connection) or electric drill (adapter ref. 05976). Supplied in blister.

	REF	
DRYGRES DRILL BIT Ø 1/4" (6 MM.)	05988	1
DRYGRES DRILL BIT Ø 1/4" - THREAD 5/8" USA (6 MM.)	05993	1
DRILL BIT DRYGRES Ø 2/7" (7 MM.)	05994	1
DRYGRES DRILL BIT Ø 5/16" (8 MM.)	05989	1
DRYGRES DRILL BIT Ø 3/8" (10 MM.)	05990	1
DRYGRES DRILL BIT Ø 3/8" - THREAD 5/8" USA (10 MM.)	05901	1
DRYGRES DRILL BIT Ø 1/2" (12 MM.)	05991	1
DRYGRES DRILL BIT Ø 3/4" (20 MM.)	04910	1
DRYGRES DRILL BIT Ø 1 1/8" (28 MM.)	04911	1

	REF	
DRYGRES DRILL BIT Ø 1 1/8" - THREAD 5/8" USA (28 MM.)	05902	1
DRYGRES DRILL BIT Ø 1 3/8" (35 MM.)	04912	1
DRYGRES DRILL BIT Ø 1 3/8" - THREAD 5/8" USA (35 MM.)	05987	1
DRYGRES DRILL BIT Ø 1 3/4" (43 MM.)	04913	1
DRYGRES DRILL BIT Ø 2" (50 MM.)	04914	1
DRYGRES DRILL BIT Ø 2" - THREAD 5/8" USA (50 MM.)	05903	1
DRYGRES DRILL BIT Ø 2 3/8" (60 MM.)	04915	1
DRYGRES DRILL BIT Ø 2 1/2" (65 MM.)	04916	1
DRYGRES DRILL BIT Ø 2 11/16" (68 MM.)	04917	1
DRYGRES DRILL BIT Ø 3" (75 MM.)	05992	1
M 14 ADAPTER FOR ELECTRIC DRILL	05976	1
MULTIDRILL GUIDE (MÁX. Ø 83 MM.)	50944	1

EAC



KIT DRYGRES

- The kit includes:
- MULTIDRILL guide with suitcase. Ref.50917, Ref.50936, Ref.50996
- Dry cutting diamond drill bits: Ø1 1/8"(28mm), 1 3/8"(35mm), 1 3/4"(43mm) & 2 11/16"(68mm). Ø1 1/8"(28mm), 1 3/8"(35mm), 1 3/4"(43mm), 2"(50mm) & 2 11/16"(68mm). Ø1/4"(6mm), 5/16"(8mm), 3/4"(20mm), 1 3/8"(35mm), 50 & 2 11/16"(68mm).

	REF	
KIT 4 BITS DRYGRES	50917	1
KIT 5 BITS DRYGRES	50936	1
KIT 6 BITS DRYGRES	50996	1

DIAMOND DRILL BITS - DRY CUT

• FOR DRY DRILLING OF WALL TILES, FLOOR TILES AND PORCELAIN TILES..


EAC


KIT MINI DRYGRES

- Dry cutting diamond drill bits for drilling porcelain tiles, glazed tiles, natural stone and other ceramics.
- They can be used both with grinders or drill without hammer, using the included adapter kit.
- Kit includes:
 - Drill Ø 1/4"(6 mm), 5/16"(8 mm), 3/8"(10 mm) and 1/2"(12 mm).
 - Drill Adapter.
 - Case.

	REF	
KIT MINI DRYGRES	50938	1


EAC


KIT TCR BLADE AND DRYGRES DRILL BITS

- Kit includes:
- Dry diamond cutting disc TCR-115.
- Four dry cutting diamond drill bits (2x6mm, 20mm, 35mm) (2x1/4", 13/16", 1 3/8")
- M14 bit Adapter for drill

	REF	
KIT TCR BLADE AND DRYGRES DRILL BITS	68923	1

DIAMOND DRILL BITS - DRY CUT

• FOR DRY DRILLING OF WALL TILES, FLOOR TILES AND PORCELAIN TILES.



EAC



DRILL BITS DRYGRES 4DRILL

- Dry drilling; wall tiles, stoneware, porcelain tiles and natural stone.
- Minimum working speed: 1500 r.p.m.
- Hexagonal connection without hammer. Ideal for battery-powered drills.
- Packed in blister.

	REF	
DRILL BIT DRYGRES 4DRILL Ø 6 MM. HEX	05904	1
DRILL BIT DRYGRES 4DRILL Ø 8 MM. HEX	05905	1
DRILL BIT DRYGRES 4DRILL Ø 10 MM. HEX	05906	1
DRILL BIT DRYGRES 4DRILL Ø 12 MM. HEX	05907	1
DRILL BIT DRYGRES 4DRILL Ø 14 MM. HEX	05908	1
DRILL BIT DRYGRES 4DRILL Ø 20 MM. HEX	05909	1

EAC



KIT DRYGRES 4DRILL

- Dry drilling; wall tiles, stoneware, porcelain tiles and natural stone.
- Minimum working speed: 1500 r.p.m.
- Hexagonal connection without hammer. Ideal for battery-powered drills.
- Kit consisting of:
 - DRYGRES diamond drill bits 4DRILL; Ø 6, 8, 10 and 12 mm.
 - With case.

	REF	
KIT DRYGRES 4DRILL 6,8,10,12 MM	05911	1



RUBI

DIAMOND DRILL BITS - WET CUT

• FOR WET DRILLING OF WALL TILES, FLOOR TILES, PORCELAIN AND OTHER MATERIALS.



EAC



DETACHABLE MINIGRES DRILL BITS

- For drilling stoneware, porcelain, granite and marble.
- Always use water and electric drill without hammer.
- Necessary to use 1/2" threaded head (Ref. 04937).
- Necessary to use the SWIVEL CONNECTOR (Ref. 50907). Supplied in blister.

	REF	
MINIGRES DRILL BIT REPLACEMENT 1/4" (6 MM.)	04930	1
MINIGRES DRILL BIT REPLACEMENT 5/16" (8 MM.)	04931	1
MINIGRES DRILL BIT REPLACEMENT 3/8" (10 MM.)	04932	1
MINIGRES DRILL BIT REPLACEMENT 1/2" (12 MM.)	04933	1
MINIGRES DRILL BIT REPLACEMENT 9/16" (14 MM.)	04934	1

EAC



DETACHABLE MINIGRES DRILL BIT HEAD

- Adapter for detachable diamond drill bits.
- Necessary to use with SWIVEL CONNECTOR (Ref. 50907).
- Thread 1/2" GAS.

	REF	
DETACHABLE MINIGRES DRILL BIT HEAD Ø 1/4" TO 9/16" (6 - 14MM.).	04937	1

EAC



KIT MINIGRES

- Kit includes:
- Swivel connector.
- MULTIDRILL Guide.
- Replacements for detachable diamond drills Ø 1/4", 5/16" and 13/32" (6, 8, 10 mm.)
- Head with 1/2" GAS thread.
- Case.

	REF	
KIT MINIGRES	50909	1

DIAMOND DRILL BITS - WET CUT

• FOR WET DRILLING OF WALL TILES, FLOOR TILES, PORCELAIN AND OTHER MATERIALS.



EAC



FORAGRES DRILL BITS Ø 13/16" TO 4 3/4" (20 - 120 MM.)

- To drill Floor tiles, Porcelain tiles, Granite and Marble.
- Always use cooled with water and non-hammer electric drill.
- Ø 1 5/8" (40 mm.) drill bit, designed for housing of toilet flushing mechanisms. Supplied in blister.

	REF	
FORAGRES DRILL BIT 3/4" (20 MM.)	04970	1
FORAGRES DRILL BIT 1 1/8" (28 MM.)	04971	1
FORAGRES DRILL BIT 1 3/8" (35 MM.)	04972	1
FORAGRES DRILL BIT 1 5/8" (40 MM.)	04963	1
FORAGRES DRILL BIT 1 3/4" (43 MM.)	04981	1
FORAGRES DRILL BIT 2" (50 MM.)	04973	1

	REF	
FORAGRES DRILL BIT 2 1/4" (55 MM.)	04989	1
FORAGRES DRILL BIT 2 3/8" (60 MM.)	04987	1
FORAGRES DRILL BIT 2 1/2" (65 MM.)	04974	1
FORAGRES DRILL BIT 2 11/16" (68 MM.)	04918	1
FORAGRES DRILL BIT 3" (75 MM.)	04975	1
FORAGRES DRILL BIT 3 3/4" (95 MM.)	04988	1
FORAGRES DRILL BIT 4" (100 MM.)	04976	1
FORAGRES DRILL BIT 4 3/4" (120 MM.)	04977	1



EAC



KIT FORAGRES

- Kit includes:
- MULTIDRILL Guide.
- Tank and hose.
- Diamond drill bits Ø 3/4", 1 1/8", 1 3/8", 1 3/4", 2" and 2 1/2" (Ø 20, 28, 35, 43, 50, 65 mm.).
- Case.

	REF	
KIT FORAGRES	50903	1



RUBI

DIAMOND DRILL BITS - WET CUT

• FOR WET DRILLING OF WALL TILES, FLOOR TILES, PORCELAIN AND OTHER MATERIALS.

EAC



EASY GRES DRILL BITS Ø7/32" TO 1/2" (6-12 MM.)

- Diamond drill bits to be used with electric drill without hammer.
- The quality of the diamond allows the drilling of ceramics, porcelain, granite, marble and glass.
- Ideal to install bathroom accessories and any type of decorative accessories over ceramic surfaces.
- They must always be used with the EASY GRES guide which allows their adequate refrigeration ensuring a high accuracy and good results.
- Average life between 5 and 10 holes depending on the material.
- Body made of steel and bit made of electrodeposited diamond.
- Lateral opening to improve cooling of the drill bit and to allow the elimination of solid waste produced after the drilling of the hole.
- Recommended speed of use between 400 and 1000 r.p.m. depending of the material to be drilled.
- To achieve a better finish and a longer life of the drill bit, it's important to observe the adequate speed of use and to apply a moderate pressure during the drilling.
- Supplied in blister.

	REF	
EASY GRES DRILL BIT 7/32" (6 MM.)	04922	10
EASY GRES DRILL BIT 1/4" (6.5 MM.)	04920	10
EASY GRES DRILL BIT 5/16" (8 MM.)	04923	10
EASY GRES DRILL BIT 3/8" (10 MM.)	04924	10
EASY GRES DRILL BIT 1/2" (12 MM.)	04921	10

EAC



EASY GRES DRILL BIT SETS Ø 7/32" TO 1/2" (6 - 12 MM.)

- The EASY GRES guide allows holes both vertically and horizontally, thanks to its functional design incorporating a water tank with flow control valve.
- The EASY GRES guide attaches easily to any surface, thanks to its renewable adhesives.

	REF	RPM		
EASY GRES DRILL BIT 7/32" (6 MM.) SET	04927	1000 max.	1" 25 mm	10
EASY GRES DRILL BIT 1/4" (6.5 MM.) SET	04925	1000 max.	1" 25 mm	10
EASY GRES DRILL BIT 5/16" (8 MM.) SET	04928	1000 max.	1" 25 mm	10
EASY GRES DRILL BIT 3/8" (10 MM.) SET	04929	1000 max.	1" 25 mm	10
EASY GRES DRILL BIT 1/2" (12 MM.) SET	04926	1000 max.	1" 25 mm	10
EASY GRES DRILL BIT 7/32" AND 3/8" (6 AND 10 MM.) SET	04919	1000 max.	1" 25 mm	10
EASY GRES DRILL BIT 1/4" AND 3/8" (6.5 AND 10 MM.) SET	04909	1000 max.	1" 25 mm	10
KIT EASY GRES BITS Ø 6,8, 10 AND 12 MM.	04904	1000	1" 25 mm	10
REPLACEMENT ADHESIVES FOR EASY GRES 20 U.	04999			10

DIAMOND DRILL BITS - WET CUT

• FOR WET DRILLING OF WALL TILES, FLOOR TILES, PORCELAIN AND OTHER MATERIALS.



EAC



EASY GRES DRILL BITS Ø 3/4" - 4 3/4"

- Electroplated diamond drills for use with electric drill without hammer.
- The quality of the diamond permits drilling stoneware, porcelain, granite, marble and glass.
- Always use water-cooled.
- The use of the MULTIDRILL guide (Ref. 50944) and the water tank (Ref. 50947) to cool and prevent movement of the drill bit during drilling getting good finishes.
- The working speed varies between 400 and 1000 r.p.m., depending on the material to be drilled.
- Average life of 10 holes, depending on the material.
- Body in steel and electroplated diamond tips.
- Lateral opening for improved cooling and allow the removal of solid waste after each hole.
- For a better finishing and longer bit life, it is important to respect the right speed and moderate pressure during drilling.
- Supplied in blister.

	REF	
EASY GRES DRILL BIT 3/4" (20 MM.)	05961	1
EASY GRES DRILL BIT 1 1/8" (28 MM.)	05962	1
EASY GRES DRILL BIT 1 3/8" (35 MM.)	05963	1
EASY GRES DRILL BIT 1 5/8" (40 MM.)	05964	1
EASY GRES DRILL BIT 1 3/4" (43 MM.)	05965	1
EASY GRES DRILL BIT 2" (50 MM.)	05966	1
EASY GRES DRILL BIT 2 1/4" (55 MM.)	05967	1
EASY GRES DRILL BIT 2 1/2" (65 MM.)	05969	1
EASY GRES DRILL BIT 2 11/16" (68 MM.)	05978	1
EASY GRES DRILL BIT 3" (75 MM.)	05979	1
EASY GRES DRILL BIT 4" (100 MM.)	05981	1
EASY GRES DRILL BIT 4 3/4" (120 MM.)	05982	1

**RUBI**

DIAMOND DRILL BITS - WET CUT

• FOR WET DRILLING OF WALL TILES, FLOOR TILES, PORCELAIN AND OTHER MATERIALS.

**EAC**

KIT EASY GRES PLUS

- The kit includes:
- MULTIDRILL guide.
- Water tank and hose.
- EASY GRES drills Ø 3/4", 1 1/8", 1 3/8", 1 3/4", 2", 2 1/2" and 3" (20, 28, 35, 43, 50, 65 and 75 mm.) and case.

	REF	RPM			
KIT EASY GRES PLUS	50937	500 max.	1 1/16" 27 mm	10	800

EAC

EASY GRES DRILL BIT Ø 1 3/8 (35 MM.) SET

- The kit includes:
- MULTIDRILL guide.
- Water tank and hose.
- EASY GRES drill bit Ø 1 3/8" (35 mm.)

	REF		RPM		
EASY GRES DRILL BIT Ø 1 3/8" (35 MM.) SET	50921	1 1/16" 27 mm	500 max.	1	720

ACCESSORIES FOR DIAMOND DRILL BITS

• GUIDANCE SYSTEMS, AND OTHER ACCESSORIES FOR DIAMOND DRILLS.



FORAGRES GUIDE

- Support for electric drill.
- For the use of diamond drill bits for drilling stoneware, porcelain and granite.
- Drill adapter (Ref. 50915) included.

	REF	
FORAGRES GUIDE	50900	1

ACCESSORIES FOR DIAMOND DRILL BITS

• GUIDANCE SYSTEMS, AND OTHER ACCESSORIES FOR DIAMOND DRILLS.



MULTIDRILL GUIDE

- By fixing with sucker, allows horizontal and vertical holes in the right place, preventing the drill bit from slipping.
- Compatible with dry cutting diamond drill bits, removable diamond drill bits \varnothing 1/4" to 9/16" (6-14 mm.) and wet cutting diamond drill bits \varnothing 13/16" to 3" (20-75 mm.).
- Includes hose and tank connection (Ref. 50947).

	REF	
MULTIDRILL GUIDE	50944	1



SWIVEL CONNECTOR

- Adaptable to electric drill. Allows vertical and horizontal drilling in stoneware, porcelain tiles and granite using detachable diamond drill bits \varnothing 1/4", 5/16", 13/32", 1/2" and 9/16" (6, 8, 10, 12 and 14 mm.).

	REF	
SWIVEL CONNECTOR	50907	1



TANK FOR MULTIDRILL GUIDE

- Bottle of 1200 ml. volume, with manual pressure pump.
- Includes 2 m. hose.

	REF	
TANK AND HOSE FOR MULTIDRILL GUIDE	50947	1



ELECTRIC DRILL ADAPTER

- For the use of dry cutting diamond drill bit with electric drill. (M14)
- Use without hammer.

	REF	
M 14 ADAPTER FOR ELECTRIC DRILL	05976	1



DRILL BIT CHARACTERISTICS

		MATERIALS	Ø MM	Ø INCH	REF	RPM	MM	INCH	USE	
DIAMOND DRILL BITS	MINIGRES		6 mm	1/4"	04930	max 1.200	35 mm	1 3/8"	 DIAMOND DRILL BIT HEAD. (Ref. 04937) ELECTRIC DRILL Without percussion with Swivel Connector (Ref. 50907) USE with Multidrill drilling guide (Ref. 50944)	
			8 mm	5/16"	04931					
			10 mm	13/32"	04932					
			12 mm	1/2"	04933					
			14 mm	9/16"	04934					
	FORAGRES	Tile		20 mm	3/4"	04970	max 900	30 mm	1 3/16"	 ELECTRIC DRILL Without percussion USE with Foragres drilling guide (Ref. 50900) USE with Multidrill drilling guide + Water tank and hose (Ref. 50944 + 50947)
				28 mm	1 1/8"	04971				
		Ceramic tiles		35 mm	1 3/8"	04972				
				40 mm	1 5/8"	04963				
		Porcelain tiles		43 mm	1 3/4"	04981				
		Granite		50 mm	2"	04973				
				55 mm	2 1/4"	04989				
		Marble		60 mm	2 3/18"	04987				
				65 mm	2 1/2"	04974				
			68 mm	2 11/16"	04918					
			75 mm	3"	04975					
			95 mm	3 3/4"	04988					
			100 mm	4"	04976	max 450				
		120 mm	4 3/4"	04977						
	EASYGRES	Tile		6 mm	1/4"	04927	Between 400 and 1.000 400-1000	25 mm	1"	 ELECTRIC DRILL Without percussion USE with Multidrill drilling guide + Water tank and hose (Ref. 50944 + 50947)
				6,5 mm	1/4"	04925				
				8 mm	5/16"	04928				
				10 mm	13/32"	04929				
				12 mm	1/2"	04926				
		Ceramic tiles		20 mm	3/4"	05961	max 500	27 mm	1 1/16"	 ELECTRIC DRILL Without percussion USE with Multidrill drilling guide + Water tank and hose (Ref. 50944 + 50947)
				28 mm	1 1/8"	05962				
		Porcelain tiles		35 mm	1 3/8"	05963				
				40 mm	1 5/8"	05964				
		Granite		43 mm	1 3/4"	05965				
				50 mm	2"	05966				
		Marble		55 mm	2 1/4"	05967				
				65 mm	2 1/2"	05969				
		Glass		68 mm	2 11/16"	05978				
			75 mm	3"	05979					
	100 mm	4"	05981							
	120 mm	4 3/4"	05982							



DRILL BIT CHARACTERISTICS

		MATERIALS	Ø MM	Ø INCH	REF	RPM	↑ ↓ MM	↑ ↓ INCH	USE	
DIAMOND DRILL BITS	DRYGRES	Tile Ceramic tiles Porcelain tiles Granite Marble	6 mm	1/4"	05988	max 14.000	36 mm	1 7/16"	GRINDER ELECTRIC DRILL Without percussion DRY CUTTING ADAPTER for electric drill (Ref. 05976) MULTIDRILL GUIDE	
			7 mm	1/4"	05994					
			8 mm	5/16"	05989					
			10 mm	13/32"	05990					
			12 mm	1/2"	05991					
			20 mm	3/4"	04910					
			28 mm	1 1/8"	04911					
			35 mm	1 3/8"	04912					
			43 mm	1 3/4"	04913					
			50 mm	2"	04914					
	60 mm	2 3/8"	04915							
	65 mm	2 1/2"	04916							
	68 mm	2 11/18"	04917							
	75 mm	3"	05992							
		DRYGRES 4DRILL	Coating ceramics Ceramic tiles Porcelain tiles Natural Stone	6 mm	1/4"	05904	min. 1.500	32 mm	1 1/4"	ELECTRIC DRILL Without percussion Cordless POWER DRILL MULTIDRILL GUIDE
	8 mm			5/16"	05905					
	10 mm			13/32"	05906					
	12 mm			1/2"	05907					
		TUNGSTEN CARBIDE DRILL BITS	Tile	14 mm	9/16"	05908	max 800	18 mm	1 9/16"	ELECTRIC DRILL Without percussion and adapter (Ref. 04992)
20 mm	3/4"			05909						
27 mm	1"			04960						
35 mm	1 3/8"			04962						
45 mm	1 3/4"			04964						
55 mm	2 1/4"			04965						
65 mm	2 1/2"			04966						
70 mm	2 3/4"	04967								
85 mm	3 1/4"	04968								

Max. drilling depth

Recommended Speed





POLISHING


05



Polishing Pads




POLISHING PADS



DRY POLISHING DIAMOND PADS

- Range of floppy discs Ø100 mm for polishing, dry, of concrete, marble, granite and other ornamental natural stones.
- It allows removing scratches and surface damage quickly and easily.
- Maximum operating speed: 3,000 rpm.
- Different granulometry.
- # 50, # 100 and # 200 for roughing.
- # 400, # 800, # 1500 and # 3000 polishing and close the pore.
- VELCRO® fastening blade to holder ref. 62986.

	REF	
DIAMOND PADS DRY POLISHING Ø100 MM - GRAIN # 50	62970	1
DIAMOND PADS DRY POLISHING Ø100 MM - GRAIN #100	62971	1
DIAMOND PADS DRY POLISHING Ø100 MM - GRAIN #200	62972	1
DIAMOND PADS DRY POLISHING Ø100 MM - GRAIN #400	62973	1
DIAMOND PADS DRY POLISHING Ø100 MM - GRAIN #800	62974	1
DIAMOND PADS DRY POLISHING Ø100 MM - GRAIN #1500	62975	1
DIAMOND PADS DRY POLISHING Ø100 MM - GRAIN #3000	62976	1



DRY DIAMOND PAD POLISHING BUFF BL.


- Ø100 mm floppy disc for the final buffing, dry, of concrete, marble, granite and other ornamental natural stones.
- Get a natural and long-lasting shine
- Maximum operating speed: 3,000 rpm.
- VELCRO® fastening blade to holder ref. 62986.

	REF	
DRY DIAMOND POLISHING PAD Ø100 MM BUFF BL.	62977	1



RUBI

POLISHING PADS



WET POLISHING DIAMOND PADS

- Range of floppy discs Ø100 mm for polishing, with water, concrete, marble, granite and other ornamental natural stones.
- It allows removing scratches and surface damage quickly and easily.
- Maximum operating speed: 4,500 rpm.
- Different granulometry.
- # 50, # 100 and # 200 for roughing.
- # 400, # 800, # 1500 and # 3000 polishing and close the pore.
- VELCRO® fastening to the disc holder ref. 62986.

	REF	
DIAMOND PADS Ø 100 MM WET POLISHING - GRAIN # 50.	62978	1
DIAMOND PADS Ø 100 MM WET POLISHING - GRAIN # 100.	62979	1
DIAMOND PADS Ø 100 MM WET POLISHING - GRAIN # 200.	62980	1
DIAMOND PADS Ø 100 MM WET POLISHING - GRAIN # 400.	62981	1
DIAMOND PADS Ø 100 MM WET POLISHING - GRAIN # 800.	62982	1
DIAMOND PADS Ø 100 MM WET POLISHING - GRAIN # 1500.	62983	1
DIAMOND PADS Ø 100 MM WET POLISHING - GRAIN # 3000.	62984	1



WET DIAMOND POLISHING PAD BUFF BL.

- Ø100 mm floppy disc for the final buffing, with water, of concrete, marble, granite and other ornamental natural stones.
- Get a natural and long-lasting shine
- Maximum operating speed: 4,500 rpm.
- VELCRO® fastening blade to holder ref. 62986.


	REF	
WET POLISHING DIAMOND PAD Ø 100 MM BUFF BL.	62985	1



PAD SUPPORT FOR POLISHING AND BUFFING

- Fixing brackets for flexible polishing and buffing blades Ø100 mm.
- Compatible with jobs dry and water-cooled.
- VELCRO fastening.
- Connection polisher / grinder with M14 thread.

	REF	
SUPPORT FLOPPY PAD Ø100MM M14	62986	1



MANUAL POLISHING PADS

- Range of diamond rubber pads for roughing and edge polishing, cutting and surfaces of natural stone and ceramic tile.
- Semi-flexible. Good adaptation to the user's hand.
- Wet use is recommended.
- Different grain sizes:
 - # 60, # 120 and # 200 for roughing.
 - # 400 for polishing.
- Dimensions of the diamond plate: 55x90 mm.
- Rubber pad dimensions: 58x94x30 mm.

	REF	
DIAMOND POLISHING PAD GRAIN # 60	61974	10
DIAMOND POLISHING PAD GRAIN #120	61975	10
DIAMOND POLISHING PAD GRAIN #200	61976	10
DIAMOND PLOISHING PAD GRAIN #400	61977	10






06

MIXING

Electric Mixers

Mixing Paddles



For mortars, facade coating mortar and tile adhesive.

- With double thermal protection device.
- Blade speed: 60 r.p.m.
- For mixing up to 110 Lb. (50 kg.) of mortar (adhesive, facing cement, etc.)
- Integrated gearbox design for better performance in the transmission.
- Compact and easy to transport.



RUBI

06

RUBIMIX-50 N

AUTONOMOUS MIXER OF GREAT CAPACITY.

1

Powerful geared motor. High operating autonomy.

2

High mixing capacity. Optimum performance.

3

Equipped with automatic stop-opening cover for increased security.

4

Built-in handle and wheels for easier transportation.

	REF	W	⚡	⚖️	📦	🚚
RUBIMIX-50 N 230/50	61950	880 W	230v 50 hZ.	78 Lb 35.5 kg	1	2
RUBIMIX-50 N 220/60	61951	880 W	220V 60 hZ.	78 Lb 35.5 kg	1	2



CE
EAC



For cementitious adhesives, resins, paints and other materials.

- Power: 1200 W.
- Double insulation.
- Direct connection M14 thread.
- Electronic regulator (1st 0-650 r.p.m. / 2nd 0-850 r.p.m.). Ø maximum paddle: 140 mm.
- Ø 4 3/4" (120 mm.) mixing paddle included.

RUBI

RUBIMIX-9 N

VERSATILITY BY CHANGING THE MIXING PADDLE.

1

New and improved handle. High comfort and stability.

2

2 speed gearbox and progressive switch (R.P.M. regulation) to optimize the mixing of each material.

3

Quick and easy to change the brushes. High comfort.

4

Safety lock to prevent unexpected start.



	REF		W		RPM			
RUBIMIX-9 N	25940		1200 W	210-240V 50-60 Hz.	1ª 0-650 / 2ª 0-850	12 Lb 5.5 kg	2	24
RUBIMIX-9 N UK	25942		1200 W	110-130V 50-60 Hz.	1ª 0-650 / 2ª 0-850	12 Lb 5.5 kg	2	24
RUBIMIX-9 N UK	25944		1200 W	210-240V 50-60 Hz.	1ª 0-650 / 2ª 0-850	12 Lb 5.5 kg	2	24
RUBIMIX-9 N USA	25948		1200 W	110-130V 50-60 Hz.	1ª 0-650 / 2ª 0-850	12 Lb 5.5 kg	2	24
RUBIMIX-9 N AUS	24954		1200 W	210-240V 50-60 Hz.	1ª 0-650 / 2ª 0-850	12 Lb 5.5 kg	2	24
RUBIMIX-9 N + CHUCK	24986		1200 W	210-240V 50-60 Hz.	1ª 0-650 / 2ª 0-850	12 Lb 5.6 kg	2	24
RUBIMIX-9 N USA + CHUCK	24949		1200 W	110-130V 50-60 Hz.	1ª 0-650 / 2ª 0-850	12 Lb 5.6 kg	2	24
RUBIMIX-9 N + CASE	24958	√	1200 W	210-240V 50-60 Hz.	1ª 0-650 / 2ª 0-850	17 Lb 7.8 kg	2	18

For cementitious adhesives, resins, paints and other materials.

- Electric mixer for mortar of great power: 1800W. Double insulation.
- Safety lock to prevent unexpected start.
- Direct connection M14 thread.
- Electronic regulator (1st 0-450 r.p.m. / 2nd 0-780 r.p.m.). Ø maximum paddle: 160 mm.
- Ø 5 1/2" (140 mm.) mixing paddle included.
- In the version with case the paddle included is Ø 4 3/4" (120 mm.).
- Fast-in system: Change paddle without tools.



RUBI

RUBIMIX-9 N PLUS

MORE POWER AND PERFORMANCE.



1

Powerful 1800W motor for greater mixing capacity and high reliability.

2

New and improved handle. High comfort and stability.

3

2 speed gearbox and electronic regulator (r.p.m.) to optimize the mixing of each material.

4

Quick and easy to change the brushes. High comfort.

	REF		W		RPM			
RUBIMIX-9 N PLUS	26922		1800 W	230V 50-60 Hz.	1ª 0-450 / 2ª 0-780	13 Lb 5.8 kg	2	18
RUBIMIX-9 N PLUS USA	26923		1800 W	120V 50-60 Hz.	1ª 0-450 / 2ª 0-780	13 Lb 5.8 kg	2	18
RUBIMIX-9 N PLUS CH	26930		1800 W	230V 50-60 Hz.	1ª 0-450 / 2ª 0-780	13 Lb 5.8 kg	2	18
RUBIMIX-9 N PLUS WITH CASE	26924	√	1800 W	230V 50-60 Hz.	1ª 0-450 / 2ª 0-780	18 Lb 8.2 kg	2	18



CE
EAC



For cementitious adhesives and other materials.

- Power: 1350 W.
- Double insulation.
- 1 Speed and electronic regulator: 0-480 r.p.m.
- Ø maximum paddle: 120 mm. x 2
- Mixers paddles of Ø 4 3/4" included (120 mm.).

RUBI

RUBIMIX-9 DUPLEX

MAXIMUM PERFORMANCE WITH LESS EFFORT.



1

Bimaterial double grip handle. Improved ergonomics and comfort.

2

Electronic control to optimize mixing.

3

Double mixing paddle to increase work performance.

4

Made of lightweight and durable materials for maximum reliability.

REF

W



RPM



RUBIMIX-9 DUPLEX 230V 50/60HZ

25943

1350 W

210-240V 50-60 Hz.

0-480

15 Lb
6.8 kg

1

12



For cementitious adhesives, resins, paints and other materials.

- Electric mixer mortar powerful 1600 W.
- Double insulation.
- Gearbox with 2 speeds (1st 0-430 rpm / 2nd 0-570 rpm).
- Progressive switch (R.P.M. regulation).
- Ø maximum of mixer 160 mm.
- Mixer paddle Ø 140 mm. FAST-IN (5 9/16 ") included.
- Thread Direct link for mixers with M14 finish. Weight: 4.6 kg. Electrical cable: 3 m.



RUBI

RUBIMIX-16 ERGOMAX

INNOVATIVE AND ERGONOMIC



1

Handle adjustable in height. Ergonomics adaptable to each user.

2

Powerful 1600W motor for greater mixing capacity and high reliability.

3

New and improved handle. Comfort and stability.

4

Quick Connect System FAST-IN. Change rod without tools.

	REF		W				
RUBIMIX-16 ERGOMAX 230V 50/60HZ	24994	-	1600 W	230V 50-60Hz.	10 Lb 4.6 kg	2	24
RUBIMIX-16 ERGOMAX 110V 50/60HZ UK	24995	-	1600 W	110V 50-60Hz.	10 Lb 4.6 kg	2	24
RUBIMIX-16 ERGOMAX 230V 50/60HZ UK	24996	-	1600 W	230V 50-60Hz.	10 Lb 4.6 kg	2	24
RUBIMIX-16 ERGOMAX 120V 50/60HZ USA	24997	-	1600 W	120V 50-60Hz.	10 Lb 4.6 kg	2	24
RUBIMIX-16 ERGOMAX 230V 50/60HZ W/CASE	24998	✓	1600 W	230V 50-60Hz.	10 Lb 4.6 kg	2	20
RUBIMIX-16 ERGOMAX 230V 50/60HZ UK W/CASE	24999	✓	1600 W	230V 50-60Hz.	10 Lb 4.6 kg	2	20



ADAPTER FAST-IN THREAD

- Adapter for use of the FAST-IN mixer paddles.
- Transforms threaded connection M14x2 to quick connection system FAST-IN.
- Adaptable to any mixer with M14x2 thread.

	REF	
FAST-IN ADAPTER	76907	1



MIXER PADDLES FAST-IN 3HELIX

- To mix cement mortars.
- Helix head with 3 paddles for better mixing.
- Fast connection without tools FAST-IN
- Compatible with RUBIMIX-16 ErgoMax or FAST-IN (Ref. 76907) Adaptable to any mixer with M14x2 connection.

	REF				
MIXER PADDLE M-100-FI 3H	76941	15-20 kg	550 mm	100 mm	6
MIXER PADDLE M-120-FI 3H	76942	15-25 kg	600 mm	120 mm	2
MIXER PADDLE M-140-FI 3H	76943	25-40 kg	600 mm	140 mm	2
MIXER PADDLE M-160-FI 3H	76944	30-60 kg	600 mm	160 mm	2



LIQUID MIXER PADDLE FAST-IN

- For mixing liquids and low density materials.
- Fast connection without tools FAST-IN
- Use only RUBIMIX-16 ErgoMax or FAST-IN adapter (Ref. 76907)

	REF				
LIQUID MIXER PADDLE L-100-FI	76904	33-55 Lb 15-25 kg	21 5/8" 550 mm	4" 100 mm	6
LIQUID MIXER PADDLE L-120-FI	76905	33-88 Lb 15-40 kg	24" 600 mm	4 3/4" 120 mm	2



EPOXY MIXER PADDLE FAST-IN

- Mixing epoxy resins.
- fast connection without tools. Use only with RUBIMIX-16 ErgoMax or FAST-IN adapter (Ref. 76907)

	REF				
EPOXY MIXER PADDLE E-100-FI	76906	11-22 Lb 5-10 kg	21 5/8" 550 mm	4" 100 mm	6

**RUBI**

MIXING PADDLES


• ADAPTABLE TO RUBI MIXERS AND OTHER BRANDS, FOR MIXING A VARIETY OF MATERIALS.



MORTAR MIXER PADDLE - HEXAGONAL ROD

- To mix cement mortars.
- Adaptable to RUBIMIX portable range by chuck (Ref. 71967).

	REF				
MORTAR MIXER PADDLE M-80	65929	22-33 Lb 10-15 kg	16" 400 mm	3" 80 mm	6
MORTAR MIXER PADDLE M-100	65930	33-44 Lb 15-20 kg	21 5/8" 550 mm	4" 100 mm	6



MORTAR MIXER PADDLE THREAD M14 3HELIX

- To mix cement mortars.
- Helix head with 3 blades for higher efficient mixing.
- M14 x 2 thread connection.
- Adaptable directly to RUBIMIX-9/9 PLUS and other brands.

	REF				
MORTAR MIXER PADDLE M-100-R 3H	76917	15-20 kg	550 mm	100 mm	6
MORTAR MIXER PADDLE M-120-R 3H	76918	15-25 kg	600 mm	120 mm	2
MORTAR MIXER PADDLE M-140-R 3H	76919	25-40 kg	600 mm	140 mm	2
MORTAR MIXER PADDLE M-160-R 3H	76940	30-60 kg	600 mm	160 mm	2



MORTAR MIXER ROUND PADDLE - HEXAGONAL ROD

- To mix cement mortars.
- Adaptable to RUBIMIX-9/9 PLUS by chuck (Ref. 71967).

	REF				
MORTAR MIXER PADDLE MR-80	65927	11-22 Lb 5-10 kg	16" 400 mm	3" 80 mm	6
MORTAR MIXER PADDLE MR-100	65928	22-33 Lb 10-15 kg	21 5/8" 550 mm	4" 100 mm	6



EPOXY MIXER PADDLE E-80

- Special mixing between 2.2 - 4.4 Lb. (1 - 2 kg.) of epoxy resins.
- 8 mm. hexagonal finish.
- Adaptable to RUBIMIX-9/9 PLUS by chuck (Ref. 71967).

	REF				
EPOXY MIXER PADDLE E-80	65939	2-11 Lb 1-5 kg	16" 400 mm	3" 80 mm	6





MIXING PADDLES

• ADAPTABLE TO RUBI MIXERS AND OTHER BRANDS, FOR MIXING A VARIETY OF MATERIALS.



STANDARD MIXER HEXAGONAL PADDLE

- To mix all materials.
- 10 mm. hexagonal finish.
- Adaptable to RUBIMIX-9/9 PLUS by chuck (Ref. 71967).

	REF				
STANDARD MIXER PADDLE ML-100	65931	22-33 Lb 10-15 kg	20 1/2" 520 mm	4 5/8" 118 mm	6



LIQUID MIXER PADDLE - HEXAGONAL ROD





- To mix liquid and low density materials.
- Adaptable to RUBIMIX-9/9 PLUS by chuck (Ref. 71967).

	REF				
LIQUID MIXER PADDLE L-80	65933	11-33 Lb 5-15 kg	16" 400 mm	3" 80 mm	6
LIQUID MIXER PADDLE L-100	65934	33-55 Lb 15-25 kg	21 5/8" 550 mm	4" 100 mm	6



MORTAR MIXER PADDLE DUPLEX (RUBIMIX-9 DUPLEX)




- To mix up to 66.1 - 110.2 Lb. (30 - 50 kg.) of glue mortar. M27 x 1,5 thread finish.
- Fits directly to RUBIMIX-9 DUPLEX.

	REF				
M-120 DUPLEX PADDLE	25946	66-110 Lb 30-50 kg	22.7/16" 570 mm	4 3/4" 120 mm	2



PLASTER MIXER PADDLE THREAD M-14

- For mixing between 33.1 - 66.1 Lb. (15 - 25 kg.) of plaster.
- M14 x 2 thread connection.
- Adaptable directly RUBIMIX-9/9 PLUS and other brands.

	REF				
PLASTER MIXER PADDLE P-120-R	72954	33-66 Lb 15-30 kg	24" 600 mm	4 5/16" 110 mm	2



RUBI

MIXING

• MIXERS AND PADDLES FOR MIXING A VARIETY OF MATERIALS.



RUBIMIX BUCKETS

- Rubber Bucket 65 l. Spare RUBIMIX-50-N and also for use with RUBIMIX-9/9 PLUS and 9 DUPLEX.
- Rubber Bucket 40 l. Spare RUBIMIX-25-N and also for use with RUBIMIX-9/9 PLUS and 9 DUPLEX.

	REF	
BUCKET FOR RUBIMIX-50-N	60202	1
BUCKET FOR RUBIMIX-25-N	60265	1



CHUCK

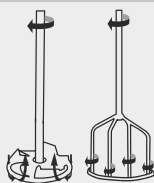
- Chuck attachable to RUBIMIX-9, 9 PLUS and RUBIMIX 16 Ergomax to work with hexagonal and round finishing rods below 12mm.
- Includes chuck key - S2 Ref. 71969.

	REF	
CHUCK	71967	1
CHUCK KEY	71969	1



UPWARDS MOTION: The material rises through the inner section of the mixing paddle and falls on the outside. This motion allows for an homogeneous mixture of viscous materials such as mortar, cement, glue, etc. Less effort and easier use.

M-80
M-100
M-100-R 3H
M-120-R 3H
M-140-R 3H
M-160-R 3H
M-100-FI 3H
M-120-FI 3H
M-140-FI 3H
M-160-FI 3H
MR-80
MR-100



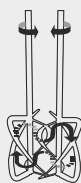
PARALLEL MOTION: The mixture is done horizontally so the materials flow in both directions (up/down) depending on the movement of the paddle. This motion is recommended for resins, bicomponents, liquids, etc. It reduces the amount of bubbles and lumps.

E-80
E-100-FI
ML-100
P-120-R



DOWNWARD MOTION: The material is pulled through the paddle's head and rises through the exterior. This motion is recommended for materials with a low viscosity such as paint, sealers, plaster, etc...The lumps are dissolved without splashing.

L-80
L-100
L-100-FI
L-120-FI



COUNTER MOTION: Both paddles work simultaneously generating a more intense mixture. Recommended for resilient and viscous materials such as mortars. Only for dual- paddle mixers.

M-120 DUPLEX

MIXER TABLE

		REF	KG	LB	RPM	W	MM	INCH	MM	INCH	MM/INCH			
M-80		65929	10 - 15 kg	22 - 33.1 Lb	300 - 500	500	400 mm	15 3/4"	80 mm	3 3/16"		8 mm	5/16"	
M-100		65930	15 - 20 kg	33.1 - 44.1 Lb		700	550 mm	21 11/16"	100 mm	4"			10 mm	13/32"
M-100 R 3H		76917												
M-120 R 3H		76918	15 - 25 kg	33.1 - 55.1 Lb	200 - 400	950	600	23 5/8"	120 mm	4 3/4"		M14 x 2		
M-140 R 3H		76919	25 - 40 kg	55.1 - 88.2 Lb		1200			140 mm	5 9/16"				
M-160 R 3H		76940	30 - 60 kg	66.1 - 132.3 Lb		1500			160 mm	6 5/16"				
M-100 FI 3H		76941	15 - 20 kg	33.1 - 44.1 Lb	300 - 500	700	550	21 11/16"	100 mm	4"		Fast-In		
M-120 FI 3H		76942	15 - 25 kg	33.1 - 55.1 Lb		950	120 mm	4 3/4"						
M-140 FI 3H		76943	25 - 40 kg	55.1 - 88.2 Lb		1200	140 mm	5 9/16"						
M-160 FI 3H		76944	30 - 60 kg	66.1 - 132.3 Lb	200 - 400	1500	160 mm	6 5/16"						
MR-80			65927	5 - 10 kg	11 - 22 Lb	300 - 500	400	400	15 3/4"	80 mm	3 3/16"		8 mm	5/16"
MR-100			65928	10 - 15 kg	22 - 33.1 Lb		500	550	21 11/16"	100 mm	4"		10 mm	13/32"
E-80		65939	1 - 5 kg	2.2 - 11 Lb	300 - 500	700	400	15 3/4"	80 mm	3 3/16"		8 mm	5/16"	
E-100 FI		76906	5 - 10 kg	11 - 22 Lb		950	550	21 11/16"	100 mm	4"			Fast-In	
ML-100		65931	10 - 15 kg	22 - 33.1 Lb	300 - 600	700	520	20 1/2"	118 mm	4 5/8"		10 mm	13/32"	
L-80		65933	5 - 15 kg	11 - 33.1 Lb		400	400	15 3/4"	80 mm	3 3/16"			8 mm	5/16"
L-100		65934	15 - 25 kg	33.1 - 55.1 Lb		500	550	21 11/16"	100 mm	4"		10 mm	13/32"	
L-100 FI		76904												
L-120 FI		76905	15 - 40 kg	33.1 - 88.2 Lb		950	600	23 5/8"	120 mm	4 3/4"		Fast-In		
P-120 R		72954	15 - 30 kg	33.1 - 66.1 Lb	300 - 500	950	600	23 5/8"	110 mm	4 5/16"		M14 x 2		
M-120 DUPLEX		25946	30 - 50 kg	66.1 - 110.2 Lb	480	1350	570	22 7/16"	120 mm	4 3/4"		M27 x 1,5		



Quantity to be mixed



Recommended speed (RPM)



Minimum drill power (W)



Total length



Ø of mixer



Rod shape



Material to be mixed



Hexagonal finish



Thread finish



Fast-in



Gypsum



Paint / Liquids



Tile adhesive



Epoxy resin





07

TOOLS FOR FIXING TILES AND FINISHINGS

Trowels, Notched Trowels, Brick Trowels, Rubber
Trowels and Spatulas

Mallets, Flat Chisels, Templates and Accessories for
Tiling

Mallets, Nippers and Grout Mortar Applicators



TROWELS AND NOTCHED TROWELS



TROWELS & NOTCHED TROWELS CLOSED WOOD HANDLE


- Steel plate special high wear resistance with corrosion protection by clear coat. (STEEL).
- Stainless steel plate special high wear resistance (INOX).

	REF					
STEEL TROWEL 12" (30 CM.)	65950	6	624			
INOX TROWEL 12" (30 CM.)	65960	6	624			
SHARP EDGED INOX TROWEL 12" (30 CM.)	74948	6	624			
STEEL NOTCHED TROWEL 11" (28 CM.) 1/8" X 1/8" (3 X 3 MM.)	65989	6	624	1/8" 3 mm	1/8" 3 mm	
STEEL NOTCHED TROWEL 11" (28 CM.) 3/16" X 3/16" (4.5 X 4.5 MM.)	74945	6	624	3/16" 4.5 mm	3/16" 4.5 mm	
STEEL NOTCHED TROWEL 11" (28 CM.) 1/4" X 1/4" (6 X 6 MM.)	65982	6	624	1/4" 6 mm	1/4" 6 mm	

	REF					
STEEL NOTCHED TROWEL 11" (28 CM.) 3/8" X 3/8" (8 X 8 MM.)	65984	6	624	5/16" 8 mm	5/16" 8 mm	
INOX NOTCHED TROWEL 11" (28 CM.) 3/8" X 3/8" (8 X 8 MM.)	74904	6	624	5/16" 8 mm	5/16" 8 mm	
STEEL NOTCHED TROWEL 11" (28 CM.) 13/32" X 13/32" (10 X 10 MM.)	65985	6	624	3/8" 10 mm	3/8" 10 mm	
INOX NOTCHED TROWEL 11" (28 CM.) 13/32" X 13/32" (10 X 10 MM.)	74905	6	624	3/8" 10 mm	3/8" 10 mm	
STEEL NOTCHED TROWEL 11" (28 CM.) 1/2" X 1/2" (12 X 12 MM.)	74947	6	624	1/2" 12 mm	1/2" 12 mm	
INOX NOTCHED TROWEL 11" (28 CM.) 1/2" X 1/2" (12 X 12 MM.)	74906	6	624	1/2" 12 mm	1/2" 12 mm	
STEEL NOTCHED TROWEL 11" (28 CM.) R-13/32" (10 MM.)	65986	6	624			3/8" 10 mm
TRIANGULAR STEEL NOTCHED TROWEL 11" (28 CM.) 1/4" X 7/32" (6 X 5 MM.)	70906	6	624	1/4" 6 mm	3/16" 5 mm	



TROWELS AND NOTCHED TROWELS




19" (48CM) TROWELS & NOTCHED T. CLOSED WOOD HANDLE

- Steel plate special high wear resistance, corrosion-protected by clear coat (STEEL).
- Stainless steel plate special high wear resistance (INOX)
- Perfect flatness of the plate.
- The notches 13/16" x 13/16" (20 x 20 mm.) developed for dosing of glue mortar on uneven floors. Allows more material thickness.

	REF							
STEEL TROWEL 19" (48 CM.)	65988	6	312					
INOX TROWEL 19" (48 CM.)	72915	6	312					
STEEL NOTCHED TROWEL 19" (48 CM.) 1/4" X 1/4" (6 X 6 MM.)	65958	6	312	1/4" 6 mm	1/4" 6 mm			
STEEL NOTCHED TROWEL 19" (48 CM.) 3/8" X 3/8" (8 X 8 MM.)	65959	6	312	5/16" 8 mm	5/16" 8 mm			
STEEL NOTCHED TROWEL 19" (48 CM.) 13/32" X 13/32" (10 X 10 MM.)	65983	6	312	3/8" 10 mm	3/8" 10 mm			
STEEL NOTCHED TROWEL 19" (48 CM.) 1/2" X 1/2" (12 X 12 MM.)	73973	6	312	1/2" 12 mm	1/2" 12 mm			
STEEL NOTCHED TROWEL 19" (48 CM.) 13/16" X 13/16" (20 X 20 MM.)	75962	6	312	13/16" 20 mm	13/16" 20 mm			
STEEL NOTCHED TROWEL 19" (48 CM.) R-13/32" (10 MM.)	65987	6	312					3/8" 10 mm





TROWELS & NOTCHED TROWELS OPEN WOOD HANDLE

- Extremely light, high resistance aluminium reinforcement.
- Highly rigid join between the reinforcement and the plate.
- Steel plate special high wear resistance with corrosion protection by clear coat. (STEEL).
- Stainless steel plate special high wear resistance (INOX).
- Perfect flatness of the plate.

	REF				
STEEL TROWEL 11" (28 CM.)	72916	6	480		
INOX TROWEL 11" (28 CM.)	72918	6	480		
INOX NOTCHED TROWEL 11" (28 CM.) 1/4" X 1/4" (6 X 6 MM.)	74911	6	480	1/4" 6 mm	1/4" 6 mm
INOX NOTCHED TROWEL 11" (28 CM.) 3/8" X 3/8" (8 X 8 MM.)	74913	6	480	5/16" 8 mm	5/16" 8 mm
STEEL NOTCHED TROWEL 11" (28 CM.) 13/32" X 13/32" (10 X 10 MM.)	74914	6	480	3/8" 10 mm	3/8" 10 mm





SPATULAS & NOTCHED SPATULAS WOOD HANDLE

- 7" (18 cm) wide plate. Special steel high wear resistance.

	REF				
STEEL SPATULA 7" (18 CM.)	71922	12	3456		
STEEL NOTCHED SPATULA 7" (18 CM.) 1/8"X1/8" (3X3 MM.)	71923	12	3456	1/8" 3 mm	1/8" 3 mm
STEEL NOTCHED SPATULA 7" (18 CM.) 1/4"X1/4" (6X6 MM.)	71924	12	3456	1/4" 6 mm	1/4" 6 mm
STEEL NOTCHED SPATULA 7" (18 CM.) 1/3"X1/3" (8X8 MM.)	71925	12	3456	5/16" 8 mm	5/16" 8 mm
STEEL NOTCHED SPATULA 7" (18 CM.) 2/3"X2/3" (10X10 MM.)	71926	12	3456	3/8" 10 mm	3/8" 10 mm
STEEL NOTCHED SPATULA 7" (18 CM.) TRIANG. 1/8"X1/8" (3X3 MM.)	71927	12	3456	1/8" 3 mm	1/8" 3 mm
STEEL NOTCHED SPATULA 7" (18 CM.) TRIANG. 1/4"X1/4" (6X6 MM.)	71928	12	3456	1/4" 6 mm	1/4" 6 mm



LEVELLING TROWELS

- Levelling trowels wood handle
- Special high wear resistant steel plate.
- Plate measures: 15 3/4" x 4 11/32" (40 x 11 cm.)

	REF		
LEVELLING TROWEL ROUND TIP	60996	2	320
LEVELLING TROWEL POINTED TIP	60997	2	320




TROWELS & NOTCHED T. CLOSED RUBIFLEX HANDLE

- Steel plate special high wear resistance with corrosion protection by clear coat.(STEEL)
- Stainless steel plate high wear resistance. (INOX)
- Ergonomic RUBIFLEX handle with two textures.
- Perfect flatness of the plate.

	REF					
STEEL TROWEL-12" (30 CM.)	75950	6	624			
INOX TROWEL 12" (30 CM.)	75970	6	624			
STEEL NOTCHED TROWEL 11" (28CM) 1/8"X1/8" (3X3 MM.)	75953	6	624	1/8" 3 mm	1/8" 3 mm	
STEEL NOTCHED TROWEL 11" (28 CM.) 1/4"X1/4" (6X6 MM.)	75955	6	624	1/4" 6 mm	1/4" 6 mm	
STEEL NOTCHED TROWEL 11" (28CM) 3/8"X3/8" (8X8 MM.)	75957	6	624	5/16" 8 mm	5/16" 8 mm	
STEEL NOTCHED TROWEL 11" (28CM) 1/2"X1/2" (10X10 MM.)	75958	6	624	3/8" 10 mm	3/8" 10 mm	
STEEL NOTCHED TROWEL 11" (28 CM.) 1/2"X1/2" (12X12 MM.)	75959	6	624	1/2" 12 mm	1/2" 12 mm	
STEEL NOTCHED TROWEL 11" (28CM) R-13/32" (10 MM.)	75960	6	624			3/8" 10 mm



TROWELS AND NOTCHED TROWELS

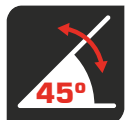


TROWELS & NOTCHED TROWELS OPEN RUBIFLEX HANDLE

- Steel plate special high wear resistance with corrosion protection by clear coat.(STEEL)
- Ergonomic RUBIFLEX handle with two textures.
- Perfect flatness of the plate.

	REF					
STEEL TROWEL 11" (28 CM.)	72917	6	270			
INOX TROWEL 11" (28 CM.)	72919	6	270			
STEEL NOTCHED TROWEL 1/8"X1/8" (3X3 MM.)	72906	6	270	1/8" 3 mm	1/8" 3 mm	
INOX NOTCHED TROWEL 11" (28 CM.) 1/8"X1/8" (3X3 MM.)	74936	6	270	1/8" 3 mm	1/8" 3 mm	
STEEL NOTCHED TROWEL 11" (28 CM.) 3/16"X3/16" (4.5X4.5 MM.)	74980	6	270	3/16" 4.5 mm	3/16" 4.5 mm	
INOX NOTCHED TROWEL 11" (28 CM.) 3/16"X3/16" (4.5X4.5 MM.)	74937	6	270	3/16" 4.5 mm	3/16" 4.5 mm	
STEEL NOTCHED TROWEL 11" (28 CM.) 1/4"X1/4" (6X6 MM.)	72907	6	270	1/4" 6 mm	1/4" 6 mm	


	REF					
INOX NOTCHED TROWEL 11" (28 CM.) 1/4"X1/4" (6X6 MM.)	74938	6	270	1/4" 6 mm	1/4" 6 mm	
STEEL NOTCHED TROWEL 11" (28 CM.) 1/4"X13/32" (6X10 MM.)	74981	6	270	1/4" 6 mm	3/8" 10 mm	
STEEL NOTCHED TROWEL 11" (28 CM.) 3/8"X3/8" (8X8 MM.)	72908	6	270	5/16" 8 mm	5/16" 8 mm	
INOX NOTCHED TROWEL 11" (28 CM.) 3/8"X3/8" (8X8 MM.)	74940	6	270	5/16" 8 mm	5/16" 8 mm	
STEEL NOTCHED TROWEL 11" (28 CM.) 13/32"X13/32" (10X10 MM.)	72909	6	270	3/8" 10 mm	3/8" 10 mm	
INOX NOTCHED TROWEL 11" (28 CM.) 13/32"X13/32" (10X10 MM.)	74941	6	270	3/8" 10 mm	3/8" 10 mm	
STEEL NOTCHED TROWEL 11" (28 CM.) 1/2"X1/2" (12X12 MM.)	74982	6	270	1/2" 12 mm	1/2" 12 mm	
INOX NOTCHED TROWEL 11" (28 CM.) 1/2"X1/2" (12X12 MM.)	74942	6	270	1/2" 12 mm	1/2" 12 mm	
STEEL NOTCHED TROWEL 11" (28 CM.) R-13/32" (10 MM.)	72910	6	270			3/8" 10 mm
INOX NOTCHED TROWEL 11" (28 CM.) R-1/2" (10 MM.)	74943	6	270			3/8" 10 mm
STEEL NOTCHED TROWEL TRIANGULAR 1/4"X7/32" (6X5 MM.)	72911	6	270			1/4" 6 mm 3/16" 5 mm



45° NOTCHED TROWEL RUBIFLEX OPEN HANDLE

- 45° Angled notches for confort and less user effort.
- Improves adherence of the mortar on to work surface.
- Special carbon steel alloy plate of high wear resistance.
- Extremely light,high resistance aluminium reinforcement.
- Highly rigid joint between the reinforcement and the plate.
- Ergonomic RUBIFLEX handle with two textures.
- Clear coat for protection against corrosion.
- Perfect flatness of the plate.

	REF					
45° NOTCHED TROWEL 11" (28 CM) 1/4"X1/4" (6X6)	75946	1/4" 6 mm	1/4" 6 mm	6	480	
45° NOTCHED TROWEL 11" (28 CM) 3/8"X3/8" (8X8)	75947	5/16" 8 mm	5/16" 8 mm	6	480	
45° NOTCHED TROWEL 11" (28 CM) 13/32"X13/32" (10X10)	75948	3/8" 10 mm	3/8" 10 mm	6	480	
45° NOTCHED TROWEL 11" (28 CM) 1/2"X1/2" (12X12)	75923	1/2" 12 mm	1/2" 12 mm	6	480	
45° NOTCHED TROWEL 11" (28 CM) R-13/32" (10 MM.)	75924			6	480	3/8" 10 mm



Extremely light and resistance aluminium reinforcement.

Highly rigid fixation between the reinforcement and the plate.

Steel/stainless steel plate with high resistance to abrasion.

Ergonomic RUBIFLEX handle with two textures.

Corrosion protection with clear varnish.

Perfect flatness of the plate.



TROWELS & NOTCHED TROWELS CLOSED PLASTIC HANDLE

- Steel plate special high wear resistance with corrosion protection by clear coat.

REF					
STEEL TROWEL 12" (30 CM.)	65951	6	624		
NOTCHED TROWEL 11" (28 CM.) 1/8"X1/8" (3X3 MM.)	65965	6	624	1/8" 3 mm	1/8" 3 mm
NOTCHED TROWEL 11" (28 CM.) 1/4"X1/4" (6X6 MM.)	65966	6	624	1/4" 6 mm	1/4" 6 mm
NOTCHED TROWEL 11" (28 CM.) 3/8"X3/8" (8X8MM.)	65967	6	624	5/16" 8 mm	5/16" 8 mm
NOTCHED TROWEL 11" (28 CM.) 13/32"X13/32" (10X10 MM.)	65968	6	624	3/8" 10 mm	3/8" 10 mm
NOTCHED TROWEL 11" (28 CM.) 1/2"X1/2" (12X12 MM.)	74976	6	624	1/2" 12 mm	1/2" 12 mm
NOTCHED TROWEL 11" (28 CM.) R- 13/32"(10 MM.)	65969	6	624		3/8" 10 mm

TROWELS & NOTCHED TROWELS OPEN PLASTIC HANDLE

- Steel plate with high resistance to abrasion


REF					
STEEL TROWEL 12" (30 CM.)	65955	6	480		
NOTCHED TROWEL 11" (28 CM.) 1/8"X1/8" (3X3 MM.)	65999	6	480	1/8" 3 mm	1/8" 3 mm
NOTCHED TROWEL 11" (28 CM.) 1/4"X1/4" (6X6 MM.)	65991	6	480	1/4" 6 mm	1/4" 6 mm
NOTCHED TROWEL 11" (28 CM.) 3/8"X3/8" (8X8MM.)	65992	6	480	5/16" 8 mm	5/16" 8 mm
NOTCHED TROWEL 11" (28 CM.) 13/32"X13/32" (10X10 MM.)	65993	6	480	3/8" 10 mm	3/8" 10 mm
NOTCHED TROWEL 11" (28 CM.) 1/2"X1/2" (12X12 MM.)	74979	6	480	1/2" 12 mm	1/2" 12 mm
NOTCHED TROWEL 11" (28 CM.) R- 13/32" (10 MM.)	65994	6	480		3/8" 10 mm



SPATULA / NOTCHED SPATULA PLASTIC HANDLE

- 7" (18 cm.) wide plate.
- Steel plate special high wear resistance.

REF				
STEEL SPATULA 7" (18 CM.)	74957	12	3456	
NOTCHED SPATULA 7" (18 CM.) 1/8" X 1/8" (3 X 3 MM.)	74958	12	3456	1/8" 3 mm
NOTCHED SPATULA 7" (18 CM.) 1/4" X 1/4" (6 X 6 MM.)	74959	12	3456	1/4" 6 mm
NOTCHED SPATULA 7" (18 CM.) 3/8" X 3/8" (8 X 8 MM.)	74960	12	3456	5/16" 8 mm
NOTCHED SPATULA 7" (18 CM.) 13/32" X 13/32" (10 X 10 MM.)	74961	12	3456	3/8" 10 mm
TRIANGULAR NOTCHED SPATULA 7" (18 CM.) 1/4" X 1/4" (6 X 6 MM.)	74963	12	3456	1/4" 6 mm




TROWELS OPEN PLASTIC HANDLE

- Steel plate. Special high wear resistance.
- Plate trowel: 11" x 4" (28 x 12 cm.)
- Plate notched trowel: 11" x 4" (28 x 12 cm.)

REF				
STEEL TROWEL 11" (28 CM.) OPEN PLASTIC HANDLE	25900	6	480	
STEEL NOTCHED TROWEL 11" (28 CM.) 1/8" X 1/8" (3 X 3 MM.)	25901	6	480	1/8" 3 mm
STEEL NOTCHED TROWEL 11" (28 CM.) 3/16" X 3/16" (4,5 X 4,5 MM.)	25902	6	480	3/16" 4,5 mm
STEEL NOTCHED TROWEL 11" (28 CM.) 1/4" X 1/4" (6 X 6 MM.)	25903	6	480	1/4" 6 mm
STEEL NOTCHED TROWEL 11" (28 CM.) (8 X 8 MM.)	25905	6	480	5/16" 8 mm
STEEL NOTCHED TROWEL 11" (28 CM.) (10 X 10 MM.)	25906	6	480	3/8" 10 mm
STEEL NOTCHED TROWEL 11" (28 CM.) (12 X 12 MM.)	25907	6	480	1/2" 12 mm

TROWELS & NOTCHED TROWELS OPEN WOOD HANDLE RECT

- Steel plate special high wear resistance.
- Plate: 11" x 5" (28 x 12 cm.)



	REF				
STEEL TROWEL 11" (28 CM.)	75928	6			
STEEL NOTCHED TROWEL 11" (28 CM.) 1/4" X 1/4" (6 X 6 MM.)	75929	6		1/4" 6 mm	1/4" 6 mm
STEEL NOTCHED TROWEL 11" (28 CM.) 3/8" X 3/8" (8 X 8 MM.)	75930	6		5/16" 8 mm	5/16" 8 mm
STEEL NOTCHED TROWEL 11" (28 CM.) 13/32" X 13/32" (10 X 10 MM.)	75931	6		3/8" 10 mm	3/8" 10 mm

NOTCHED SPATULAS AND GROUT SPATULA SET

- Set of 2 steel notched spatulas 1/4" x 1/4" (6 x 6 mm.) and 3/16" x 3/16" (4 x 4 mm.) Triangular and 7" (21 cm.) grouter spatula



	REF		
2 NOTCHED SPATULAS AND GROUT SPATULA SET	10665	6	

TROWELS AND NOTCHED TROWELS

		WOODEN HANDLE								RUBIFLEX HANDLE					PLASTIC HANDLE			
		●	INOX	●	INOX	●	INOX	●	●	●	INOX	●	INOX	45°	●	●	●	●
		65950	65960	65988	72915	72916	72918	36914	71922	75950	75970	72917	72919		65951	65955	25900	74957
	SHARP		74948															
	3 x 3 mm 1/8 x 1/8"	65989					74909		71923	75953		72906	74936		65965	65999	25901	74958
	4,5 x 4,5 mm 3/16 x 3/16"	74945					74910					74980	74937				25902	
	6 x 6 mm 1/4 x 1/4"	65982		65958			74911	75929	71924	75955		72907	74938	75946	65966	65991	25903	74959
	8 x 8 mm 3/8 x 3/8"			65959			74913	75930	71925	75957		72908	74940	75947	65967	65992	25905	74960
	10 x 10 mm 13/32 x 13/32"	65985		65983			74914	75931	71926	75958		72909	74941	75948	65968	65993	25906	74961
	12 x 12 mm 1/2 x 1/2"	74947		73973			74915						74942	75923	74976	74979	25907	
	20 x 20 mm 13/16 x 13/16"			75962														
	R10	65986		65987			74916			75960		72910	74943	75924	65969	65994		
	3 x 3 mm 1/8 x 1/8"								71927									
	6 x 5 mm 11/4 x 7/32"	70906										72911						
	6 x 6 mm 1/4 x 1/4"								71928									74963



CLOSED HANDLE



CLOSED HANDLE 48cm / 19"



OPEN HANDLE



SPATULA



TROWEL



SHARP EDGES



SQUARE



TRIANGULAR



ROUND



PFPO1

• Ergonomic RUBIFLEX.

	REF				
PFPO1-120 MM. (4 3/4")	75012	4 3/4" 120 mm	2 7/8" 73 mm	0.331 Lb 0.150 kg	6
PFPO1-140 MM. (5 1/2")	75014	5 1/2" 140 mm	2 15/16" 75 mm	0.348 Lb 0.158 kg	6
PFPO1-160 MM. (5 5/8")	75016	6" 160 mm	3" 76 mm	0.384 Lb 0.174 kg	6



PFPO5

• Ergonomic RUBIFLEX.

	REF				
PFPO5-160 MM. (5 5/8")	75416	6" 160 mm	3 9/16" 90 mm	0.562 Lb 0.255 kg	6
PFPO5-180 MM. (7 1/16")	75418	7" 180 mm	4 1/8" 105 mm	0.628 Lb 0.285 kg	6
PFPO5-200 MM. (7 7/8")	75420	8" 200 mm	4 5/16" 110 mm	0.703 Lb 0.319 kg	6



PFM06

• Varnished beechwood handle.

	REF				
PFM06-180 MM. (7 1/16")	35518	7" 180 mm	5 1/8" 130 mm	0.745 Lb 0.338 kg	6
PFM06-200 MM. (7 7/8")	35520	8" 200 mm	5 3/8" 137 mm	0.794 Lb 0.360 kg	6



PFP10

• Ergonomic RUBIFLEX

	REF				
PFP10-130 MM. (5 1/8")	75913	5 1/8" 130 mm	2 3/4" 70 mm	0.278 Lb 0.126 kg	6
PFP10-150 MM. (5 7/8")	75915	5 7/8" 150 mm	3" 80 mm	0.317 Lb 0.144 kg	6



PFP19

• Ergonomic RUBIFLEX

	REF				
PFP19- 80 MM. (4 5/16")	76808	4 5/16" 109 mm	3" 80 mm	0.335 Lb 0.152 kg	6
PFP19- 90 MM. (5 1/16")	76809	5 1/16" 128 mm	3 9/16" 90 mm	0.37 Lb 0.168 kg	6



PFM22

• Varnished beechwood handle.

	REF				
PFM22-165 MM. (6 5/8")	37116	6 5/8" 168 mm	4 11/16" 119 mm	0.791 Lb 0.359 kg	6
PFM22-180 MM. (7 1/4")	37118	7 1/4" 184 mm	4 7/8" 124 mm	0.816 Lb 0.370 kg	6



PFP22

• Ergonomic RUBIFLEX handle

	REF				
PFP22-165 MM. (6 5/8")	77116	6 5/8" 168 mm	4 11/16" 119 mm	0.807 Lb 0.366 kg	6
PFP22-180 MM. (7 1/4")	77118	7 1/4" 184 mm	4 7/8" 124 mm	0.981 Lb 0.445 kg	6



PFM23

• Varnished beechwood handle.

	REF				
PFM23-180A MM. (7 3/16")	37258	7 3/16" 183 mm	4 5/8" 117 mm	0.78 Lb 0.354 kg	6
PFM23-185B MM. (7 1/8")	37268	7 1/8" 181 mm	5 3/16" 131 mm	0.844 Lb 0.383 kg	6



PFP23

• Ergonomic RUBIFLEX handle.

REF					
PFP23-180 A MM. (7 3/16")	77258	7 3/16" 183 mm	4 5/8" 117 mm	0.796 Lb 0.361 kg	6
PFP23-185 B MM. (7 1/8")	77268	7 1/8" 181 mm	5 3/16" 131 mm	0.86 Lb 0.390 kg	6
PFP23-190 C MM. (7 1/8")	77279	7 1/2" 190 mm	4 5/8" 118 mm	0.853 Lb 0.387 kg	6



PFM24

• Varnished beechwood handle.

REF					
PFM24-140 MM. (5 1/2")	37314	5 1/2" 140 mm	3 1/4" 82 mm	0.322 Lb 0.146 kg	6
PFM24-160 MM. (6 5/16")	37316	6" 160 mm	3 5/8" 92 mm	0.335 Lb 0.152 kg	6
PFM24-180 MM. (7 1/16")	37318	7" 180 mm	4 1/16" 103 mm	0.564 Lb 0.256 kg	6
PFM24-200 MM. (7 7/8")	37320	8" 200 mm	4 5/16" 110 mm	0.586 Lb 0.266 kg	6



PFP24

• Ergonomic RUBIFLEX handle.

REF					
PFP24-140 MM. (5 1/2")	77314	5 1/2" 140 mm	3 1/4" 82 mm	0.34 Lb 0.154 kg	6
PFP24-160 MM. (6 5/16")	77316	6" 160 mm	3 5/8" 92 mm	0.337 Lb 0.153 kg	6
PFP24-180 MM. (7 1/16")	77318	7" 180 mm	4 1/16" 103 mm	0.58 Lb 0.263 kg	6
PFP24-200 MM. (7 7/8")	77320	8" 200 mm	4 5/16" 110 mm	0.606 Lb 0.275 kg	6



PFP25

• Ergonomic RUBIFLEX handle.

REF					
PFP25-180 MM. (7 1/16")	77418	7" 180 mm	4 5/16" 110 mm	0.668 Lb 0.303 kg	6



PFM26

• Varnished beechwood handle.

REF					
PFM26-200 MM. (7 7/8")	37520	8" 200 mm	5 3/16" 132 mm	0.816 Lb 0.370 kg	6



PFP33

- Ergonomic RUBIFLEX handle

REF					
PFP33-170X50 MM. (6 11/16" X 1 15/16")	79050	6 11/16" 170 mm	1 15/16" 50 mm	0.34 Lb 0.154 kg	6



PFM53

- Stainless steel plate. For interior angles


REF					
PFM53-110X75 MM. (4 5/16" X 2 15/16")	38211	4 5/16" 110 mm	2 15/16" 75 mm	0.496 Lb 0.225 kg	6



PFM55

- Special for tile installers, sharp arrow.

REF					
PFM55-165 MM. (6 1/2")	38416	6 1/2" 165 mm	4 1/2" 114 mm	1 Lb 0.280 kg	6



- Special white nylon lap for tapping without staining.
- Wooden handle in varnished beech.
- Nickel-plated notched ring to increase handle fixation.
- Solid, non-detachable mounting between handle and pin.
- Fusion technique to forging temperature. Fully guaranteed for life against breakage.
- Perfect flatness of the entire plate.
- Plate protected against corrosion.
- Fibres oriented lengthwise during plating.
 - Specific thermal treatment on:
 - Plate, to improve flexibility and prevent wear-off.
 - Pin, to improve hardness and rigidity.
- Maximum lightness retaining its resistance.
- Total regularity of all fabrications.
- Perfect adaptation of shapes, sizes and specific characteristics of each market demands.

RUBI® BRICK TROWEL RANGE

MM ▶	80	90	110	120	130	140	150	160	165	170	180	185	190	200
INCH ▶	3 5/32"	3 9/16"	4 11/32"	4 3/4"	5 1/8"	5 17/32"	5 24/32"	6 5/16"	6 1/2"	6 23/32"	7"	7 5/16"	7 1/2"	7 7/8"
PFP01				75012		75014		75016						
PFP05								75416			75418			75420
PFM06											35518			35520
PFP10					75913		75913							
PFP19	76808	76809												
PFM20						36914								
PFM22							37115		37116		37118			
PFP22							77115		77116		77118			
PFM23											37258	37268		
PFP23											77258	77268	77279	
PFM24						37314		37316			37318			37320
PFP24						77314		77316			37318			77320
PFP25											77418			
PFM26														37520
PFP33										79050				
PFM53			38211											
PFP53			78211											
PFM54			38311											
PFM55						38414			38416					



POREX FLOATS

- For plastering walls.
- Density and hardness permits an even finish.

	REF	
POINT TIP POREX TROWEL 9 1/2" X 5" (24 X 14 CM.)	83993	10
RECTANGULAR POREX TROWEL 9 1/2" X 5" (24 X 14 CM.)	83992	10



ROUGH WOODEN HANDLE FLOATS

- For plastering walls.
- Rough finish.

	REF	
POINT TIP FLOAT 10" X 7" (27 X 18 CM.)	65949	10
RECTANGULAR FLOAT 10" X 7" (27 X 18 CM.)	65947	10
RECTANGULAR FLOAT 13" X 9" (34 X 23 CM.)	65948	10



ROUGH PLASTIC HANDLE FLOATS

- Reinforced plate of high resistance to abrasion and long durability.
- Perfectly flat base

	REF	
POINT TIP FLOAT 10 X 5" (27 X 14 CM.)	71941	10
RECTANGULAR FLOAT 10" X 5" (27 X 14 CM.)	71942	10
RECTANGULAR FLOAT 10" X 7" (27 X 18 CM.)	71943	10
RECTANGULAR FLOAT 13" X 9" (34 X 23 CM.)	71944	10



SMOOTH PLASTIC HANDLE FLOATS

- Reinforced plate of high resistance to abrasion and long durability.
- Perfectly flat base.

	REF	
POINT TIP FLOAT 10" X 5" (27 X 14 CM.)	71946	10
RECTANGULAR FLOAT 10" X 5" (27 X 14 CM.)	71947	10



ROUGH POLYURETHANE FLOATS

- Base and handle of a single piece of high strength.
- Ergonomic handle.
- Perfectly flat base, 19/32" (15 mm.) thick, high resistance to abrasion.
- Material with inner foam very light.

	REF	
RECTANGULAR POLYURETHANE FLOAT 10" X 5" (27 X 14 CM.)	83971	10
RECTANGULAR POLYURETHANE FLOAT 10" X 7" (27 X 18 CM.)	83972	10

RUBBER GROUT FLOATS

- RUBBER FLOATS FOR GROUTING, WITH ERGONOMIC OR WOODEN HANDLES.
- AVAILABLE IN DIFFERENT RUBBER TO OBTAIN THE BEST FINISHING ACCORDING TO THE JOINT WIDTH.



GROUT FLOATS SUPERPRO WOOD

- For grouting ceramic, wood ergonomic handle.
- Available in different hardnesses of rubber for best finish as the joint width.
- Rubber float trowel, with white rubber sheet wear resistant.
- Solid rubber float, with hard rubber abrasion resistant. Thermoflex float, medium hardness.

	REF	
RUBBER GROUT FLOAT SUPERPRO	65970	6
THERMOFLEX RUBBER GROUT FLOAT SUPERPRO	65976	6
SOLID RUBBER GROUT FLOAT SUPERPRO	65975	6



GROUT FLOATS SUPERPRO PLASTIC

- For grouting ceramic, plastic ergonomic handle.
- Available in different hardnesses of rubber for best finish as the joint width.
- Rubber float trowel, with white rubber sheet wear resistant.
- Solid rubber float, with hard rubber abrasion resistant. Thermoflex float, medium hardness.

	REF	
RUBBER GROUT FLOAT SUPERPRO	65971	6
THERMOFLEX RUBBER GROUT FLOAT SUPERPRO	65973	6
SOLID RUBBER GROUT FLOAT SUPERPRO	65972	6




GROUT FLOATS PRO

- Black foam rubber
- Grout Float PRO 9" x 4" (22.5x10cm.), with white rubber sheet wear resistant.

	REF	
RUBBER GROUT FLOAT 9" X 4" X 19/32" (22,5X10X1,5CM)	10607	6
GROUT FLOAT PRO 9 1/2" X 4 3/4" X 13/32" (24X12X1CM)	24968	10
GROUT FLOAT PRO 11" X 5" X 13/32" (28X14X1CM)	24969	10

FLOATS AND TROWELS FOR PLASTER

• TROWELS FOR AND FLOATS FOR THE CORRECT APPLICATION AND SMOOTHING OF PLASTER.



FLEXIBLE PLASTER FLOATS

- Flexible polyethylene and nonstick base

	REF	
FLEXIBLE PLASTIC HANDLE FLOAT 12" X 5" (30 X 14 CM.)	71904	6
FLEXIBLE WOODEN HANDLE FLOAT 12" X 5" (30 X 14 CM.)	71903	6

SPATULAS

• GREAT VARIETY OF SPATULAS FOR MULTIPLE PURPOSES.



WALL TILE GROUT SPATULA

- For filling joints.

	REF	
WALL TILE GROUT SPATULA 7" (18 CM.)	65954	1
WALL TILE GROUT SPATULA 13" (35 CM.)	65935	1



FLOOR TILE GROUT SPATULA

- Reinforced spatula for professional jobs. Replaceable strip that can be used on both sides.
- Includes grip and aluminium holder.

	REF	
FLOOR TILE GROUT SPATULA 24" (60 CM.)	70905	1

SPATULAS

• GREAT VARIETY OF SPATULAS FOR MULTIPLE PURPOSES.



GENERAL PURPOSE SPATULA

• Adaptable to WOODEN HANDLE (Ref. 65450) Not included

	REF	
GENERAL PURPOSE SPATULA 17" (44 CM.)	65919	1
GENERAL PURPOSE SPATULA 24" (60 CM.)	70902	1



ALUMINIUM HANDLE

• Adaptable to floor tile grout spatula 50, 60 and 75 cm

	REF	
ALUMINIUM HANDLE	70904	1



WOODEN HANDLE

• Holder for general purpose spatula of 44 cm. Ref. 65919 and 60cm. Ref. 70902

	REF	
WOODEN HANDLE	65450	1



JOINT SPATULA

• Spatula for small jobs. For better joint finishing.

	REF	
JOINT SPATULA 3/8" (8 MM.)	65937	1
JOINT SPATULA 13/32" (10 MM.)	65938	1



OUTLINER FOR JOINTS

• Elastomer template with different curves and angles for outlining joints in silicone, polyurethane, plaster, grout etc.

	REF	
OUTLINER FOR JOINTS	72963	5



RUBI

SPATULAS

• GREAT VARIETY OF SPATULAS FOR MULTIPLE PURPOSES.



STAINLESS STEEL PAINT SPATULA WOODEN HANDLE

• Stainless steel plate with wooden handle.

	REF	
STAINLESS STEEL PAINT SPATULA 1.5/8" (40 MM.)	70910	10
STAINLESS STEEL PAINT SPATULA 2" 1/2 (63 MM.)	70914	10

	REF	
STAINLESS STEEL PAINT SPATULA 3" (75 MM.)	70911	10
STAINLESS STEEL PAINT SPATULA 4" (100 MM.)	70912	10
STAINLESS STEEL PAINT SPATULA 6" (150 MM.)	70913	10



STAINLESS STEEL PAINT SPATULA RUBIFLEX HANDLE


• Stainless steel plate with ergonomic RUBIFLEX handle.

	REF	
STAINLESS STEEL PAINT SPATULA 1" 5/8 (40 MM.)	73909	10
STAINLESS STEEL PAINT SPATULA 2" 1/2 (63 MM.)	73914	10

	REF	
STAINLESS STEEL PAINT SPATULA 3" (75 MM.)	73911	10
STAINLESS STEEL PAINT SPATULA 4" (100 MM.)	73912	10
STAINLESS STEEL PAINT SPATULA 6" (150 MM.)	73913	10

SCRAPERS


• MORTAR SCRAPERS, SINGLE LAYER, JOINTS AND PLASTER.



FACADE MORTAR SCRAPER 16" X 2 7/8" (50X72MM)

- Facade mortar scraper with wooden handle.
- Plate dimensions: 6x2 7/8" (150x72mm).

	REF	
WOODEN HANDLE SCRAPER 6X2" 7/8 (150X72 MM.)	65963	6



FACADE MORTAR SCRAPER 10" X 5 3/4" (250X144MM)

- Facade mortar scraper with two types of handles: Wood and plastic.
- plate dimensions 10" x 5 3/4" (250x144mm.)

	REF	
WOODEN HANDLE SCRAPER 10" X 5 3/4" (250X144 MM.)	72960	6
SPARE SCRAPER 10" X 5 3/4" (250X144 MM.)	65957	6
PLASTIC HANDLE SCRAPER 10" X 5 3/4" (250X144 MM.)	65962	6



ALUMINIUM PLASTER SCRAPER

- Completely manufactured with aluminium, with 8 sheets.
- Dimensions 18" x 3 13/32" (455 x 86 mm.).

	REF		
ALUMINIUM PLASTER SCRAPER	72961	2Lb 0.9 kg	1



JOINT SCRAPER

- Ergonomic handle with two electroplated tungsten carbide plates with high resistance to abrasion.
- Useable with 1, 2 or 3 plates depending on width of the joint.
- Supplied in blister.

	REF	
JOINT SCRAPER	65907	5
SPARE JOINT SCRAPER	71974	10



RUBISCRAPER BLADES

- Resharpenable and easily interchangeable blades, available for 1.5mm (use only with speed 1), 2mm, 3mm and 4mm grout sizes.

	REF	
1.5 MM (1/16") BLADE FOR GROUTS	66810	1
2 MM (3/32") BLADE FOR GROUTS	66811	1
3 MM (1/8") BLADE FOR GROUTS	66812	1
4 MM (5/32") BLADE FOR GROUTS	66813	1



RUBI

RUBISCRAPER-250

ELECTRIC GROUT SCRAPER

For grout removal without breaking the tile.

- Ideal for repair work (replacement of broken tiles) and rehabilitation.
- Equipped with 3 speeds. Cadence: V1: 6500 i.p. / V2: 8000 i.p. / V3: 9500 i.p.
- Power: 250 W.
- Stroke length: 2 mm.
- Double insulation.
- Blades for joints of 1.5 mm (ref. 66810, use only with speed 1) and 3 mm (ref. 66812) included.
- With transport case.
- Interchangeable blades for 1.5, 2, 3 and 4 mm joints.



1

Ergonomic design and bi-material finishing, for greater comfort and better stability.

2

Light and resistant. Maximum reliability.

3

Blades made in tungsten carbide. Resharpenables for a greater performance. Patented model.

4

Fast locking / unlocking system for easy assembly of blade.

	REF		
RUBISCRAPER-250	66940	230V-50Hz	1
RUBISCRAPER-250 UK	66941	230V-50Hz	1
RUBISCRAPER-250 USA	66942	120V-60Hz	1
RUBISCRAPER-250 UK	66943	220V-60Hz	1
RUBISCRAPER-250	66944	220V-60Hz	1

66810 - 66811 - 66812 - 66813 - RUBISCRAPER Blades

ACCESSORIES



MARKERS, SUPPORTS AND TEMPLATES

• WIDE RANGE OF MARKERS, SUPPORTS AND TEMPLATES FOR THE PLACEMENT OF TILES.



RULE SUPPORT SET

- For easy adjustment and levelling of the rule for wall tiling.
- In box of 2 units.

	REF	
RULE SUPPORT SET 12" (30 CM.)	60991	1
RULE SUPPORT SET 20" (50 CM.)	60998	1



RULE HOLDER NAILS

- Hold firmly the rulers on the walls, allowing a comfortable placement of tiles.

	REF	
RULE HOLDER NAIL 10" (250 MM.)	72941	6



SHAPE TEMPLATE

- Copies the shape of the areas which are awkward to mark onto tiles, for subsequent cutting. Maximum depth 4.5cm

	REF	
SHAPE TEMPLATE	70925	10



HOLE MARKER

- For marking the position of holes for tubing and electrical fitting, from the wall to the tile, for subsequent cutting or drilling.
- Maximum length 26" (65cm).

	REF	
HOLE MARKER XL	72953	6



MASTER LINE MARKER

- Ideal system to quickly draw straight lines between two points of the wall or floor.
- Supplied with a bottle of high quality powder for line marker.

	REF	
MASTER LINE MARKER	70928	6

MARKERS, SUPPORTS AND TEMPLATES

• WIDE RANGE OF MARKERS, SUPPORTS AND TEMPLATES FOR THE PLACEMENT OF TILES.



"MASTER-N" LINE MARKER

- Ideal system to quickly draw straight lines between two points of the wall or floor.
- Supplied with a bottle of high quality powder for line marker.
- Manufactured in plastic bimaterial (RUBIFLEX)high resistance to impact.
- Includes auxiliary level for leveling rope before tagging.
- Length of rope: 30 m.

"MASTER-N" LINE MARKER

REF



75925

6



STANDARD LINE MARKER

- Ideal system to quickly draw straight lines between two points of the wall or floor.
- Supplied with a bottle of high quality powder for line marking.
- Length of rope: 15m.

LINE MARKER W/TRACING POWDER

REF



70926

6



HIGH QUALITY BLUE POWDER FOR LINE MARKER

- Blue powder for filling the line marker.

SPARE BLUE POWDER FOR LINE MARKER 2.2 LB. (1 KG.)

REF



70929

6



MARKERS, SUPPORTS AND TEMPLATES

• WIDE RANGE OF MARKERS, SUPPORTS AND TEMPLATES FOR THE PLACEMENT OF TILES.



CONSTRUCTION PENCIL


- Specially designed for writing on wet or glazed surfaces like ceramic tile, marble, granite, etc.
- Set of 2 construction pencils supplied in blister.

	REF	
CONSTRUCTION PENCIL	65942	50
CONSTRUCTION PENCIL (2 UNITS-SET)	65941	5



CARPENTER PENCIL


- For general use

	REF	
CARPENTER PENCIL	65979	200



MARKING TAPE

- For marking construction areas.

	REF	
MARKING TAPE 2X656 FT. (70 MM. X 200 M.)	70920	1



LINE BOBBIN FOR GUIDE

- With a core collector.

	REF	
LINE REEL GUIDE DIAM Ø1/8X164 FT. (2.5 MM. X 50 M.)	70933	12
LINE REEL GUIDE DIAM Ø1/8X328 FT. (1.5 X 100 M.)	70934	12



LINE REEL

- High resistance polyester cord.

	REF	
LINE REEL Ø 3/8X164 FT. (1.7 MM. X 50 M)	80933	12
LINE REEL Ø 3/8 X 164 FT. (3 MM. X 50 M)	80932	12

MALLETS & BEATERS

• MALLETS AND BEATING BLOCKS FOR LEVELLING THE HEIGHT OF THE TILES THROUGH OUT INSTALLATION



RUBBER Mallet - 2 Flat Sides

- Allows to strike at any angle so as to install the tile into its correct position.

	REF	
BLACK RUBBER Mallet 8.8 OZ. (250 GR.)	65904	6
BLACK RUBBER Mallet 17.6 OZ. (500 GR.)	65905	6
BLACK RUBBER Mallet 26.4 OZ. (750 GR.)	65908	6
WHITE RUBBER Mallet 8.8 OZ. (250 GR.)	65912	6
WHITE RUBBER Mallet 17.6 OZ. (500 GR.)	65913	6
WHITE RUBBER Mallet 26.4 OZ. (750 GR.)	65914	6

RUBBER Mallet - Flat/Spherical Sides

- Allows to strike at any angle. One flat surface and the other spherical.

	REF	
BLACK RUBBER Mallet 8.8 OZ. (250 GR.)	66908	6
BLACK RUBBER Mallet 17.6 OZ. (500 GR.)	66909	6
BLACK RUBBER Mallet 26.4 OZ. (750 GR.)	66910	6
WHITE RUBBER Mallet 8.8 OZ. (250 GR.)	66905	6
WHITE RUBBER Mallet 17.6 OZ. (500 GR.)	66906	6
WHITE RUBBER Mallet 26.4 OZ. (750 GR.)	66907	6

TILE BEATING BLOCK

- For a good settlement of tiles.
- Waterproof and high wear resistance wood.
- Perfect flatness.
- Dimensions: 15 3/4" x 5 3/4" (40x14,5 cm.)
- Ref. 72980 with white natural rubber sheet to prevent damage to the ceramic.

	REF	
TILE BEATING BLOCK WITH RUBBER SHEET 16" X 5 3/4" (40 X 14.5 CM.)	72980	1



SUCTION CUPS

• SUCTION CUPS TO FACILITATE THE MANAGEMENT OF CERAMICS AND OTHER SMOOTH MATERIALS.



SINGLE SUCTION CUP


- Maximum load capacity: 88 Lb. (40 kg.)

	REF	
SINGLE SUCTION CUP	65900	1



DOUBLE SUCTION CUP


- Body made of highly resistant aluminium. With ergonomic handle for greater comfort.
- Maximum load capacity : 176,4LB (80 kgs).

	REF	
DOUBLE SUCTION CUP	66900	1



TRIPLE SUCTION CUP

- Body made of highly resistant aluminium. With ergonomic handle for greater comfort.
- Maximum load of capacity: 220lbs (100 kg).

	REF	
TRIPLE SUCTION CUP	66904	1



ABRASIVE BLOCK

- Thin and thick grit.
- Smooths out tiles.

	REF	
ABRASIVE BLOCK	05972	5

CE



GLUE GUN APPLICATOR

- Glue applicator 55 W. High performance.
- 100~240V/50-60Hz
- Compatible with bars of $\varnothing 11 - \varnothing 12$ mm
- Universal glue.

	REF	
GLUE GUN APPLICATOR	65940	6
10 GLUE BARS OF 4" (100 MM.)	65945	10
25 GLUE BARS OF 6" (175 MM.)	65946	10
25 GLUE BARS OF 12" (300 MM.)	65944	10

WORK BENCH

• WORK BENCH FOR ALL TYPES OF JOBS.



WORK BENCH

- Bench of great stability, ideal for preparation works.
- Work height 35 1/2" (90cm).
- Large working surface, 45" x 25" (115x65 cm.) that offers versability.
- Board made of water- resistant DM wood (chipboard).
- Easy assembly.

	REF	
WORK BENCH	19901	1

TOOLS BOXES

• TOOL BOXES FOR THE CONSTRUCTION PROFESSIONAL



PLASTIC TOOL BOX

- Light and highly functional tool box. With wheels and handle for transport.
- Comes with 2 holders and 4 fitments for attaching objects using elastic bands.
- Consists of 1 tray with 14 compartments that can be configured to specific needs and 1 inside tray with 4 compartments.
- Capacity 16 GL. (60 L).
- Dimensions: 24" x 14" x 16" (61 x 37 x 42 cm).

	REF	
PLASTIC TOOL BOX	71954	1



PROFESSIONAL TOOL BOX

- Large tool box. With wheels and handles for transport.
- Lid with 2 pockets and 4 hangers to fix objects with rubber bands (Not Included).
- It contains internal tray with 4 compartments.
- Capacity: 47.6 GL (180 L).
- Dimensions: 29" x 19" x 19" (75 x 48 x 49 cm).

	REF	
PROFESSIONAL TOOL BOX	75965	1

MALLETS & HAMMERS

• MALLETS AND HAMMERS OF GREAT QUALITY WITH TWO TYPES OF HANDLES, WOOD AND RUBIFLEX.



STONING HAMMER WOOD HANDLE

- Special forged Steel head, tempered and hardened.
- SPANISH type head with electrostatic black paint coating and milled hitting sides.
- Varnished, HICKORY wood handle.
- Head's fixation to handle by cylindrical steel wedge and sealed by resin.
- Weight balanced to reduce hand's kickback.

	REF	
STONING HAMMER WOOD HANDLE 700 GR.	71896	6
STONING HAMMER WOOD HANDLE 1000 GR.	71897	6
STONING HAMMER WOOD HANDLE 1400 GR.	71894	6



STONING HAMMER SOFTGRIP HANDLE

- Special forged Steel head, tempered and hardened.
- SPANISH type head with electrostatic black paint coating and milled hitting sides.
- PP handle with fiber glass core, optimal for shock absorption. Improves handle's long-life.
- Bi-material SOFTGRIP handle, non-slippery and grooved for a better grip.
- Head's fixation to handle by cylindrical steel wedge and sealed by resin.
- Weight balanced to reduce hand's kickback.

	REF	
STONING HAMMER SOFTGRIP HANDLE 700 GR.	71898	6
STONING HAMMER SOFTGRIP HANDLE 1000 GR.	71899	6
STONING HAMMER SOFTGRIP HANDLE 1400 GR.	71895	6



FRAMER HAMMER RUBIFLEX HANDLE

- Forged, adjusted and tempered steel head of 28.2 oz (800gr). Double placer / remover for nails, one magnetised.
- Ergonomic handle RUBIFLEX: Unbreakable structure with resistant-section fibre-glass nucleus, optimised for shoc absorption, increasing the durability of the handle.
 - Security connection between handle and steel head by inverse cone.
 - Grip with elastic slip-proof elastic and surface grooves for maximum hold.

	REF	
FRAMER HAMMER 20" (500 MM.)	82986	6



MASONRY PICK

- Made of special tempered steel, highly resistant at breaking point.
- Normailised heat treatment and tempered tip.

	REF	
MASONRY PICK 18 OZ. (500 GR.)	82980	6

CHISELS

• WIDE RANGE OF CHISELS, POINT CHISELS AND NIPPERS.



FLAT CHISELS

- Made of CrVa. alloy steel. Forged, hardened and tempered cutting edge.
- Re grindable.


	REF	
CHISEL 8" X 13/16" X 1/2" (200 X 20 X 12 MM.)	70915	10
CHISEL 10" X 29/32" X 17/32" (250 X 23 X 13 MM.)	70916	10
CHISEL 12" X 29/32" X 17/32" (300 X 23 X 13 MM.)	70917	10
CHISEL 14" X 29/32" X 17/32" (350 X 23 X 13 MM.)	70918	10



WIDE CHISELS

- To remove tiles on renovation jobs.
- Made of CrVa. alloy steel. Forged, hardened and tempered cutting edge.
- Re grindable.

	REF	
WIDE CHISEL 10"/2" X 29/32" X 13/32" (250/50X23X13MM)	70922	10
WIDE CHISEL 10"/2 3/8" X 1 1/32" X 17/32" (250/60X26X13MM)	70924	10
WIDE CHISEL 10"/2 25/32" X 1 1/32" X 17/32" (250/70X26X13MM)	70932	10



CHISEL PROTECTOR

- Adaptable to chisels with flat body of 29/32" x 17/32" (23 x 13 mm.).
- Made of elastomeric material to absorb impacts and protect the hand.

	REF	
CHISEL PROTECTOR 29/32" X 17/32" (23 X 13 MM.)	72931	10

SHOVELS

• SHOVELS AND SPADES WITH VARNISHED, WOODEN HANDLE AND PICKS HIGHLY RESISTANT AT BREAKING POINT.



WOODEN RING HANDLED POINT-TIPPED SPADE

- Shovel with D finish.
- Handle with "Y" ring shaped plastic.
- Ergonomic grip, varnished wooden handle.

	REF	
WOODEN RING HANDLED POINT-TIPPED SPADE	82963	6

SHOVELS

• SHOVELS AND SPADES WITH VARNISHED, WOODEN HANDLE AND PICKS HIGHLY RESISTANT AT BREAKING POINT.



PROP HANDLED POINT-TIPPED SPADE

- Shovel with " D " shape finish.
- Handle T shaped. Varnished wooden handle.

	REF	
PROP HANDLED POINT-TIPPED SPADE	82964	6



WOODEN RING HANDLED SQUARE SHOVEL

- Squared shovel with wooden handle " Y " shaped
- Ergonomic grip. Varnished wooden handle.

	REF	
WOODEN RING HANDLED SQUARE SHOVEL	82960	6



PROP HANDLED SQUARE SHOVEL

- Squared shovel with wooden handle " T " shaped
- Varnished wooden handle.

	REF	
PROP HANDLED SQUARE SHOVEL	82961	6

NIPPERS

• RANGE OF NIPPERS FOR DIFFERENT USES. FOR PORCELAIN, MOSAICS AND OTHER MATERIALS.



CARPENTER'S PINGER

- For general use.
- Supplied in blister.

	REF	
CARPENTER'S PINGER 8 3/4" (220 MM.)	71971	5
CARPENTER'S PINGER 10" (250 MM.)	71972	5



NIPPERS FOR PORCELAIN TILES

- Specially for cutting narrow strips of a maximum of 7/16" (1cm.). Equipped with tungsten carbide scoring wheels with titanium surface treatment to last longer. With a gentle turn, the scoring wheels can be repositioned when they start getting worn.

	REF	
NIPPERS FOR PORCELAIN TILES	83942	5



NIPPERS

• RANGE OF NIPPERS FOR DIFFERENT USES. FOR PORCELAIN, MOSAICS AND OTHER MATERIALS.



PARROT NIPPERS

- Tungsten carbide edge of great hardness.
- To rectify holes on ceramics.

	REF	
PARROT NIPPERS	65925	5



NIPPERS FOR HARD MATERIALS

- To rectify straight cuts on Porcelain Tiles and other hard materials.

	REF	
NIPPERS FOR HARD MATERIALS	65952	5



NIPPERS FOR CERAMIC TILES

- Tungsten carbide edge of great hardness.
- To rectify cuts of ceramics.

	REF	
NIPPERS FOR CERAMIC TILES	65926	6



NIPPERS FOR GLASS MOSAIC

- Tungsten Carbide edge of great hardness.
- To cut and rectify glass mosaic tiles.

	REF	
NIPPERS FOR GLASS MOSAIC	71970	5





MANUAL GROUT MORTAR APPLICATOR

- Great capacity (650 cc) grout mortar applicator.
- Very light structure made of aluminum.
- It allows an easy, quick and clean application.
- Reduce consumption of grout and after grouting dirt.
- Pressure adjustable with trigger.
- Replaceable and adjustable nozzles to the joint width.
- Also usable for the application of silicone and PU rigid and flexible cartridges.

- Quick and clean application.

	REF	
MANUAL GROUT MORTAR APPLICATOR 650 CC.	65990	1



SET OF SPARE NOZZLES FOR GROUT MORTAR APPLICATOR

- Spare parts adaptable to Electric (Ref. 66915) and Manual (Ref. 65990) applicators.
- Includes screw, piston and 3 nozzles.

	REF	
SET OF SPARE NOZZLES FOR GROUT MORTAR APPLICATOR	65981	5



SPARE NOZZLES

- Spare parts adaptable to Electric (Ref. 66915) and Manual (Ref. 65990) applicators.
- Includes 6 nozzles.

	REF	
SPARE NOZZLES FOR GROUT MORTAR APPLICATOR	65980	1

ACCESSORIES FOR TILE FIXING AND FINISHING



Measuring Systems

Tile Spacers

Fast Levelling Systems







RUBI

CONSTRUCTION LEVELS


• WIDE RANGE OF LEVELS DEPENDING ON NEEDS.



RUBILEVEL

- Level manufactured in reliable, resistant aluminium.
- Machined base to ensure constant accuracy.
- Accuracy: 0,5 mm/m. Three bubbles, for checking horizontal, vertical and 45° levels.

	REF	
RUBILEVEL 16" (40 CM.)	76920	8
RUBILEVEL 20" (50 CM.)	76921	8
RUBILEVEL 24" (60 CM.)	76922	8

	REF	
RUBILEVEL 32" (80 CM.)	76923	8
RUBILEVEL 40" (100 CM.)	76924	8
RUBILEVEL 48" (120 CM.)	76925	8
RUBILEVEL 59" (150 CM.)	76926	2
RUBILEVEL 79" (200 CM.)	76927	2



RUBILEVEL MAGNET

- Level manufactured with reliable, resistant aluminium.
- Machined base to ensure consistent accuracy and Neodymium magnets inserted to hold it on metal surfaces.
- Accuracy: 0,5 mm/m.
- Three bubbles, for checking horizontal, vertical and 45° levels.

	REF	
RUBILEVEL MAGNET 16" (40 CM.)	76928	8
RUBILEVEL MAGNET 20" (50 CM.)	76929	8
RUBILEVEL MAGNET 24" (60 CM.)	76930	8
RUBILEVEL MAGNET 32" (80 CM.)	76931	8


CONSTRUCTION LEVELS

• WIDE RANGE OF LEVELS DEPENDING ON NEEDS.



RUBILEVEL ANTISHOCK

- Levels manufactured in reliable, resistant aluminum.
- Double machining to ensure a constant precision in the top face and the base.
- Accuracy: 0,5 mm/m.
- Three bubbles, for checking horizontal, vertical and and 45° levels.
- Double and ergonomic bi-material handle.
- Rubber protector at the ends.
- DUAL view vertical vial for front measurements. Eliminates parallax error.
- MAGNIFIED horizontal vial for the CLEAREST view of the bubble.

	REF	
RUBILEVEL ANTISHOCK 24" (60 CM.)	76932	8
RUBILEVEL ANTISHOCK 32" (80 CM.)	76933	8
RUBILEVEL ANTISHOCK 40" (100 CM.)	76934	8
RUBILEVEL ANTISHOCK 48" (120 CM.)	76935	8



RUBILEVEL ALUCAST


- Level manufactured on cast aluminium.
- Machined base to ensure constant accuracy.
- Accuracy: 0,5 mm/m.
- Two bubbles, for checking horizontal and vertical.
- DUAL view vertical vial for front measurements. Eliminates parallax error.

	REF	
RUBILEVEL ALUCAST 16" (40 CM.)	76936	8
RUBILEVEL ALUCAST 20" (50 CM.)	76937	8
RUBILEVEL ALUCAST 24" (60 CM.)	76938	8
RUBILEVEL ALUCAST 32" (80 CM.)	76939	8



WATER LEVEL

- Includes two graduated tanks and 20 metres of hose.
- With caps to maintain the hose correctly filled & ready for the next use.

	REF	
WATER LEVEL	70965	1



RUBI

MEASURING TAPES

• HOMOLOGATED PRECISION FLEXIMETRES. TWO MODELS AVAILABLE.



RUBIFLEX MEASURING TAPES

- Ergonomic chassis made from plastic and rubber.
- Approved precision measuring tapes: Class II
- Magnetic tape stopper. (only available in mm).

	REF	
RUBIFLEX MEASURING TAPE 118" X 3/4" (3M X 19MM)	75900	12
RUBIFLEX MEASURING TAPE 197" X 3/4" (5M X 19MM)	75901	12
RUBIFLEX MEASURING TAPE 315" X 1" (8M X 25MM)	75902	12



IRONBLADE MEASURING TAPES

- Metal case with rubber coating to improve grip.
- Approved precision measuring tapes: Class II
- Automatic tape lock. (only available in mm).

	REF	
IRONBLADE MEASURING TAPE 118" X 5/8" (3M X 16MM)	75903	12
IRONBLADE MEASURING TAPE 197" X 3/4" (5M X 19MM)	75904	12
IRONBLADE MEASURING TAPE 197" X 3/4" (5M X 25MM) DOUBLE MARKING	75909	12
IRONBLADE MEASURING TAPE 315" X 3/4" (8M X 25MM)	75905	12

PLUMB BOB

• PLUMB BOBS OF DIFFERENT WEIGHTS.



PLUMB BOB

- Length of line: 16,4 ft. (5 m).
- Includes wooden dolly.
- Supplied in blister.

	REF	
PLUMB BOB 21.2 OZ. (600 GR.)	70964	6




PLUMB BOB WITH MAGNET

- Length of line: 16,4 ft. (5m).
- With magnet dolly.

	REF	
PLUMB BOB 21.2 OZ. (600 GR.) WITH MAGNET	70968	6

ACCESSORIES FOR FIXING TILES AND FINISHINGS

• WIDE RANGE OF ACCESSORIES FOR THE PLACEMENT OF TILES.



SQUARES

- Square 1 5/8" x 13/16" (40x20mm) with high dimensional stability.
- With bichromated treatment.

	REF	
SQUARE- 24" (60 CM.)	60993	1
SQUARE- 32" (80 CM.)	60994	1



RUBI

TILE SPACERS & WEDGES

• TILE SPACERS, " T " SPACERS AND WEDGES FOR THE CORRECT PLACEMENT OF TILES. QUALITY BASE MATERIAL.



TILE SPACERS 1/32" (1MM)

- For wall & floor tiles with minimum joint.
- Quality base material, without impurities or imperfections.

	REF	
TILE SPACERS 1/32" (1 MM.) - (B-300 U.)	02911	10
TILE SPACERS 1/32" (1 MM.) - (B-1000 U.)	02030	1



TILE SPACER 1/16" (1.5MM)

- For wall & floor tiles with minimum joint.
- Quality base material, without impurities or imperfections.


	REF	
TILE SPACERS 1/16" (1.5 MM.) - (B-300 U.)	02912	10
TILE SPACERS 1/16" (1.5 MM.) - (B-1.000 U.)	02031	1



TILE SPACER 3/32" (2MM)

- For wall tiles.
- Quality base material, without impurities or imperfections.

	REF	
TILE SPACERS 3/32" (2 MM.) - (B-300 U.)	02901	10
TILE SPACERS 3/32" (2 MM.) - (B-1.000 U.)	02000	1



LONG TILE SPACERS 3/32" (2 MM L)

- For wall tiles.
- Quality base material, without impurities or imperfections.

	REF	
LONG TILE SPACERS 3/32" (2 MM.)-L - (B-300 U.)	02952	10
LONG TILE SPACERS 3/32" (2 MM.)-L - (B-1000 U.)	02972	1


TILE SPACERS & WEDGES

• TILE SPACERS, " T " SPACERS AND WEDGES FOR THE CORRECT PLACEMENT OF TILES. QUALITY BASE MATERIAL.



TILE SPACERS 1/8" (3MM)


- For floor tiles with thin joint.
- Quality base material, without impurities or imperfections.

	REF	
TILE SPACERS 1/8" (3 MM.) -(B-200 U.)	02902	10
TILE SPACERS 1/8" (3 MM.) -(B-1.000 U.)	02001	1



LONG TILE SPACERS 1/8" (3MM L) "REINFORCED"

- For large ceramic format and rectified.
- Quality base material , free from impurities and imperfections.
- Redesigned internal geometry. High flexural strength and crushing.
- Ideal for large format tiles in walls.

	REF	
LONG TILE SPACERS 1/8" (3 MM.)-L -(B-200 U.)	02953	10
LONG TILE SPACERS 1/8" (3 MM.)-L -(B-1000 U.)	02973	1



TILE SPACER 5/32" (4MM) " REINFORCED "


- For floor tiles.
- Quality base material , free from impurities and imperfections.
- Redesigned internal geometry. High flexural strength and crushing.
- Ideal for large formats.

	REF	
TILE SPACERS 5/32" (4 MM.) -(B-200 U.)	02954	10
TILE SPACERS 5/32" (4 MM.) -(B-1000 U.)	02974	1



TILE SPACERS 3/16" (5MM)

- For floor tiles.
- Quality base material, without impurities or imperfections.
- Hollow structure with internal reinforcements. Supports the tensions and allows to leave into the joint and to grout over.

	REF	
TILE SPACERS 3/16" (5 MM.) -(B-100 U.)	02903	10
TILE SPACERS 3/16" (5 MM.) -(B-1.000 U.)	02002	1



RUBI

TILE SPACERS & WEDGES

• TILE SPACERS, " T " SPACERS AND WEDGES FOR THE CORRECT PLACEMENT OF TILES. QUALITY BASE MATERIAL.



TILE SPACERS 3/16" (5MM) RIGID

- Reinforced tile spacer specially for large format tiles.
- Quality base material , free from impurities and imperfections.
- Underside designed for a good settlement into the joint.

	REF	
TILE SPACERS 3/16" (5 MM.) RIGID -(B-100 U.)	02955	10



TILE SPACERS 1/4" (6MM)

- For floor tiles.
- Quality base material, without impurities or imperfections.
- Hollow structure with internal reinforcements. Supports the tensions and allows to leave into the joint and to grout over.

	REF	
TILE SPACERS 1/4" (6 MM.) -(B-100 U.)	02036	10



TILE SPACERS 9/32" (7MM)

- For floor tiles.
- Quality base material, without impurities or imperfections.
- Hollow structure with internal reinforcements. Supports the tensions and allows to leave into the joint and to grout over.

	REF	
TILE SPACERS 9/32" (7 MM.) -(B-100 U.)	02904	10



TILE SPACERS 5/16" (8MM)

- For floor tiles.
- Quality base material, without impurities or imperfections.
- Hollow structure with internal reinforcements. Supports the tensions and allows to leave into the joint and to grout over.

	REF	
TILE SPACERS 5/16" (8 MM.) -(B-50 U.)	02037	10



TILE SPACERS 13/32" (10MM)

- For industrial or rustic tiles.
- Quality base material, without impurities or imperfections.
- Hollow structure with internal reinforcements. Supports the tensions and allows to leave into the joint and to grout over.

	REF	
TILE SPACERS 13/32" (10 MM.) -(B-50 U.)	02905	10
TILE SPACER 10MM.-(B-500 U.)	02393	1

TILE SPACERS & WEDGES

• TILE SPACERS, "T" SPACERS AND WEDGES FOR THE CORRECT PLACEMENT OF TILES. QUALITY BASE MATERIAL.



T FOR GROUTS 1/32" (1MM)

- Ideal for placement to "break joint" and perimeter.
- quality base material without impurities or imperfections.

	REF	
T FOR GROUTS 1/32" (1MM) (B-300 UN.)	02859	10
T FOR GROUTS 1/32" (1MM) (B-1000 UN.)	02862	1



T FOR GROUTS 1/16" (1.5MM)

- Ideal for placement to "break joint" and perimeter.
- quality base material without impurities or imperfections.

	REF	
T FOR GROUTS 1/16" (1.5MM) (B-300 UN.)	02860	10
T FOR GROUTS 1/16" (1.5MM) (B-1000 UN.)	02863	1



T FOR GROUTS 3/32" (2MM)

- Ideal for placement to "break joint" and perimeter.
- quality base material without impurities or imperfections.

	REF	
T FOR GROUTS 3/32" (2MM) (B-300 UN.)	02861	10
T FOR GROUTS 3/32" (2MM) (B-1000 UN.)	02864	1



"T" 1/8" (3MM)

- Ideal for "brick style" tiling and perimeters.
- Quality base material, without impurities or imperfections.

	REF	
"T" SPACERS 1/8" (3 MM.) (B-200 U.)	02923	10
"T" SPACERS 1/8" (3 MM.) (B-1000 U.)	02063	1



RUBI

TILE SPACERS & WEDGES

• TILE SPACERS, " T " SPACERS AND WEDGES FOR THE CORRECT PLACEMENT OF TILES. QUALITY BASE MATERIAL.



"T" 3/16" (5MM)

- Ideal for "brick style" tiling and perimeters.
- Quality base material, without impurities or imperfections.
- Hollow structure with internal reinforcements. Supports the tensions and allows to leave into the joint and to grout over.

	REF	
"T" SPACERS 3/16" (5 MM.)-(B-100 U.)	02924	10
"T" SPACERS 3/16" (5 MM.)-(B-1.000 U.)	02064	1



"T" 9/32" (7MM)

- Ideal for "brick style" tiling and perimeters.
- Quality base material, without impurities or imperfections.
- Hollow structure with internal reinforcements. Supports the tensions and allows to leave the joint and to grout over.

	REF	
"T" SPACERS 9/32" (7 MM.)-(B-100 U.)	02925	10



"T" 13/32" (10MM.)

- Ideal for "brick style" tiling and perimeters.
- Quality base material, without impurities or imperfections.
- Hollow structure with internal reinforcements. Supports the tensions and allows to leave into the joint and to grout over.

	REF	
"T" SPACERS 13/32" (10 MM.)-(B-50 U.)	02926	10
"T" SPACERS 13/32" (10MM.)-(B-500 U.)	02395	1




WEDGES

- Wedges for tiling.
- Quality base material, without impurities or imperfections.


	REF	
WEDGES 3/16" (5MM.)-(B-250 U.)	02396	10
WEDGES 3/16" (5 MM.)-(B-500 U.)	02950	10
WEDGES 5/16" (7.5MM.)-(B-250 U.)	02397	10
WEDGES 5/16" (7.5 MM.)-(B-500 U.)	02951	10

“TILE SPACERS” AND “T-SPACERS” NEEDED BY M² (SQ. FT.) ACCORDING TO TILE SIZE.


SQUARE FORMATS

		SQUARE FORMATS											
	cm	10 x 10	15 x 15	20 x 20	30 x 30	33 x 33	40 x 40	45 x 45	50 x 50	60 x 60	75 x 75	80 x 80	90 x 90
	inch	4" x 4"	6" x 6"	8" x 8"	12" x 12"	13" x 13"	16" x 16"	18" x 18"	20" x 20"	24" x 24"	30" x 30"	31" x 31"	35" x 35"
X	x m² / x10 sq. ft.	100	49	25	16	13	9	9	4	4	2	2	2
T	x m² / x10 sq. ft.	200	91	50	25	21	15	13	8	6	4	4	4

RECTANGULAR FORMATS


		RECTANGULAR FORMATS													
	cm	15 x 60	15 x 90	15 x 120	20 x 40	20 x 60	20 x 80	20 x 100	25 x 100	30 x 60	30 x 90	30 x 120	40 x 80	40 x 120	45 x 90
	inch	6" x 24"	6" x 35"	6" x 47"	8" x 16"	8" x 24"	8" x 31"	8" x 40"	10" x 40"	12" x 24"	12" x 35"	12" x 48"	16" x 31"	16" x 48"	18" x 35"
X	x m² / x10 sq. ft.	16	10	8	18	12	9	7	6	8	5	4	4	3	3
T	x m² / x10 sq. ft.	26	17	13	29	19	14	12	9	16	9	6	7	5	6

EXTRA-LARGE FORMATS

		EXTRA-LARGE FORMATS					
	cm	100 x 150	100 x 300	120 x 120	120 x 360	150 x 150	150 x 300
	inch	40" x 59"	40" x 118"	48" x 48"	48" x 142"	59" x 59"	59" x 118"
X	x pz.	2	2	2	2	2	2
T	x pz.	4	4	4	4	4	4

For creating perfect placement joints in floor and walls.

- Manufactured in quality material.
- A colour for each model specific.
- Patented model.



RUBI

TILE SPACERS TWINFLEX®

RECOVERABLE AND MULTIFUNCTIONAL.

1

Two sizes in the same model.

2





Triple function: crosshead, T and lineal separator.

3

Translucent for proper visualization of the ceramic tile.

4

Allows perfect alignment of the board at two different levels.

	REF	 	 
TWINFLEX® 1/16"-1/8" (1.5-3 MM.) BAG 100	02957	10	100
TWINFLEX® 1/16"-1/8" (1.5-3 MM.) TUB 250	02995	1	250
TWINFLEX® 3/32"-3/16" (2-5 MM.) BAG 100	02956	10	100
TWINFLEX® 3/32"-3/16" (2-5 MM.) TUB 250	02994	1	250

TILE SPACERS & WEDGES

• TILE SPACERS, " T " SPACERS AND WEDGES FOR THE CORRECT PLACEMENT OF TILES. QUALITY BASE MATERIAL.



DISPLAY BOX

• Orders by boxes only. Contains bag with label.

	REF				
TILE SPACERS 1/32" (1 MM.) - (42 X 300 PC.) DISPLAY BOX	02123	42	300		
TILE SPACERS 1/16" (1.5 MM.) - (36 X 300 PC.) DISPLAY BOX	02124	36	300		
TILE SPACERS 3/32" (2 MM.) - (48 X 300 PC.) DISPLAY BOX	02125	48	300		
TILE SPACERS 3/32" (2 MM.)-L - (30 X 300 PC.) DISPLAY BOX	02126	30	300		
TILE SPACERS 1/8" (3 MM.) - (42 X 200 PC.) DISPLAY BOX	02127	42	200		
TILE SPACERS 1/8" (3 MM.)-L - (30 X 200 PC.) DISPLAY BOX	02128	30	200		
TILE SPACERS 5/32" (4 MM.) -(24 X 200 PC.) DISPLAY BOX	02129	24	200		

	REF				
TILE SPACERS 3/16" (5 MM.) - (36 X 100 PC.) DISPLAY BOX	02130	36	100		
TILE SPACERS 1/4" (6 MM.) - (20 X 100 PC.) DISPLAY BOX	02131	20	100		
TILE SPACERS 9/32" (7 MM.) - (16 X 100 PC.) DISPLAY BOX	02132	16	100		
TILE SPACERS 5/16" (8 MM.) (28 X 50 PC.) DISPLAY BOX	02133	28	50		
TILE SPACERS 13/32" (10 MM.) - (18 X 50 PC.) DISPLAY BOX	02135	18	50		
WEDGES - 3/16" (5 MM.) - (48 X 500 PC.) DISPLAY BOX	02279	48	500		
WEDGES - 5/16" (7.5 MM.) - (33 X 500 PC.) DISPLAY BOX	02274	33	500		



RUBI

TILE LEVEL: LEVELLING SYSTEM

· SYSTEM TO FACILITATE THE PLACEMENT OF LARGE FORMAT TILES, IMPROVING THE FINAL RESULT.



- Ideal for fixing tiles that are over 12" (30 x 30 cm) or that require the use of an adhesive mix.
- Allows fixing pieces of granite and marble avoiding rectification work.
- Eliminates lippage during setting of the adhesive.
- Improves resulting surface flatness.
- Reduces installation time and improves profitability.
- Caps can be reused up to 25 times.
- Usable floor and wall (horizontal and vertical tile fixing).
- For pieces with thickness from 1/8" (3mm) to 3/4" (20mm).
- For minimum joint of 1/32" (0,75mm).

CONSUMPTION

		EXTRA-LARGE FORMATS					
	cm	100 x 150	100 x 300	120 x 120	120 x 360	150 x 150	150 x 300
	inch	40" x 59"	40" x 118"	48" x 48"	48" x 142"	59" x 59"	59" x 118"
	x pz.	12	18	10	20	14	20

		SQUARE FORMATS									
	cm	30 x 30	33 x 33	40 x 40	45 x 45	50 x 50	60 x 60	75 x 75	80 x 80	90 x 90	100 x 100
	inch	12" x 12"	13" x 13"	16" x 16"	18" x 18"	20" x 20"	24" x 24"	30" x 30"	31" x 31"	35" x 35"	40" x 40"
	x m ² / 10 sq. ft.	44	37	25	20	24	17	14	13	10	10

		RECTANGULAR FORMATS													
	cm	15 x 60	15 x 90	15 x 120	20 x 40	20 x 60	20 x 80	20 x 100	25 x 100	30 x 60	30 x 90	30 x 120	40 x 80	40 x 120	45 x 90
	inch	6" x 24"	6" x 35"	6" x 47"	8" x 16"	8" x 24"	8" x 31"	8" x 40"	10" x 40"	12" x 24"	12" x 35"	12" x 48"	16" x 31"	16" x 48"	18" x 35"
	x m ² / 10 sq. ft.	44	37	33	38	33	31	30	28	28	22	19	19	15	15



TILE LEVEL: LEVELLING SYSTEM

• SYSTEM TO FACILITATE THE PLACEMENT OF LARGE FORMAT TILES, IMPROVING THE FINAL RESULT.



TILE LEVEL CAPS

- Can be reused up to 25 times.

	REF	
TILE LEVEL CAPS (C-100 U.)	02980	1
TILE LEVEL CAPS (B-200 U.)	02946	15
TILE LEVEL CAPS (B-400 U.)	02947	8



TILE LEVEL STRIPS


- For tiles between 1/8" and 13/16" (3mm and 20mm).
- Thick with a grout joint of at least 1/32" (0,75mm).

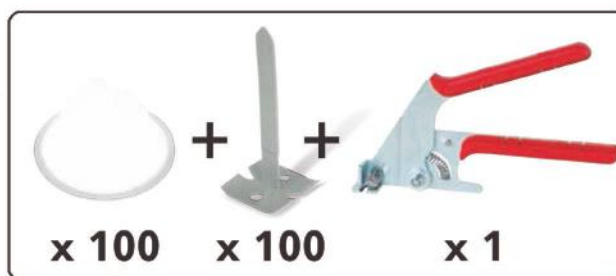
	REF	
TILE LEVEL STRIPS (C-100 U.)	02981	1
TILE LEVEL STRIPS (B-200 U.)	02948	12
TILE LEVEL STRIPS (B-400 U.)	02949	6



TILE LEVEL PLIERS


- Can be used for floor and wall tiles.

	REF	
TILE LEVEL PLIERS	02982	1



TILE LEVEL SET

- The set consists of pliers, 100 strips and 100 reusable caps.
- Packaged in a handy bucket.

	REF	
TILE LEVEL SET	02992	1



RUBI

TILE LEVEL QUICK: LEVELLING SYSTEM

SYSTEM TO FACILITATE THE FIXING OF LARGE FORMAT TILES, ELIMINATING LIPPAGE AND IMPROVING THE FINISHING.



- Avoid lippage during the fixing of ceramic tiles in both floor and wall tiles.
- For tiles up to 30x30 cm. Always with back buttering.
- Guarantee flatness and regularity of the fixing surface.
- Intuitive and easy to use. Results less sensitive to the user's skill.
- Impact removal system. Always in the direction of the grout.
- Compatible with tiles between 3 and 16mm thickness.
- Strip made in technical polymer. System sensitive to humidity.
- Lightweight pliers with bimaterial handle soft-grip. Quick and comfortable.
- Pliers with 4 work positions. Fast thickness adjust to each tile.

CONSUMPTION

		EXTRA-LARGE FORMATS						SQUARE FORMATS											
	cm	100 x 150	100 x 300	120 x 120	120 x 360	150 x 150	150 x 300		cm	30 x 30	33 x 33	40 x 40	45 x 45	50 x 50	60 x 60	75 x 75	80 x 80	90 x 90	100 x 100
	inch	40" x 59"	40" x 118"	48" x 48"	48" x 142"	59" x 59"	59" x 118"		inch	12" x 12"	13" x 13"	16" x 16"	18" x 18"	20" x 20"	24" x 24"	30" x 30"	31" x 31"	35" x 35"	40" x 40"
	x pz.	12	18	10	20	14	20		x m ² / 10 sq.ft.	44	37	25	20	24	17	14	13	10	10

		RECTANGULAR FORMATS													
	cm	15 x 60	15 x 90	15 x 120	20 x 40	20 x 60	20 x 80	20 x 100	25 x 100	30 x 60	30 x 90	30 x 120	40 x 80	40 x 120	45 x 90
	inch	6" x 24"	6" x 35"	6" x 47"	8" x 16"	8" x 24"	8" x 31"	8" x 40"	10" x 40"	12" x 24"	12" x 35"	12" x 48"	16" x 31"	16" x 48"	18" x 35"
	x m ² / 10 sq.ft.	44	37	33	38	33	31	30	28	28	22	19	19	15	15



TILE LEVEL QUICK: LEVELLING SYSTEM

• SYSTEM TO FACILITATE THE FIXING OF LARGE FORMAT TILES, ELIMINATING LIPPAGE AND IMPROVING THE FINISHING.



TILE LEVEL QUICK CAPS

- Reusable caps. Made of POM. Its design ensures even distribution of the contact pressure.

	REF	
TILE LEVEL CAPS (B-100 U.)	02890	10
TILE LEVEL CAPS (B-200 U.)	02891	15
TILE LEVEL CAPS (B-400 U.)	02892	8



TILE LEVEL QUICK STRIPS

- Made of technical polymer non-hygroscopic.
- Doesn't need soaking before use.
- The strip thickness guarantees minimum grout of 1 mm.
- Ensures continuous tension between strips and caps groove.
- Grooved bases to improve the wetting of ceramic tile.

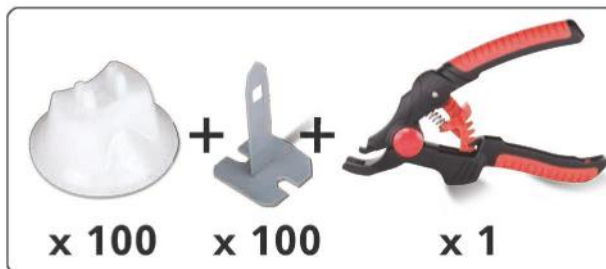
	REF	
TILE LEVEL (B-100 U.) STRIP	02893	6
TILE LEVEL (B-200 U.) STRIP	02894	12
TILE LEVEL (B-400 U.) STRIP	02895	6



TILE LEVEL QUICK PLIERS

- Ergonomic design with bimaterial handle. Made of very light and resistant materials. Tighten regulation system depending on the thickness of the ceramic tile.

	REF	
TILE LEVEL QUICK PLIERS	02989	1



KIT TILE LEVEL QUICK

- The set consists of pliers, 100 strips and 100 reusable caps. Packaged in a handy bucket.

KIT TILE LEVEL QUICK

REF	
02941	1



RUBI

DELTA LEVELLING SYSTEM (NOT AVAILABLE FOR UK, USA AND AUSTRALIA)

• SYSTEM TO FACILITATE THE LAYING OF LARGE FORMAT CERAMIC TILES, AVOID LIPPAGE PLACEMENT AND IMPROVING FINISHING.





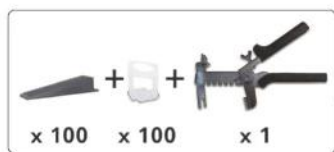
- Avoids lippage during tile laying in both floor and walls.
- For tiles formats from 30x30 cm (12"x12") or bigger. Always back butter.
- EASY and INTUITIVE use.
- Impact removal system. ALWAYS in the direction of the grout.
- Guarantee flatness and regularity of the laying surface.
- Reusable wedges.
- STURDY pliers with pressure adjustment according to the tile thickness.



DELTA LEVELLING SYSTEM WEDGE

- Made in PP.
- Reusable.

	REF		
DELTA LEVELLING SYSTEM WEDGE (B-100 UN)	02843	1	144
DELTA LEVELLING SYSTEM WEDGE (B-200 UN)	02844	1	80
DELTA LEVELLING SYSTEM WEDGE (B-400 UN)	02845	1	48
DELTA LEVELLING SYSTEM WEDGE (B-1200 UN)	02857	1	18



KIT DELTA LEVELLING SYSTEM

- The kit consists of 1 pliers, 100 strips and 100 reusable wedges.
- Packaged in a handy bucket.

	REF	
KIT DELTA LEVELLING SYSTEM 1MM (3-12 MM)	02849	1
KIT DELTA LEVELLING SYSTEM 1,5MM (3-12 MM)	02848	1
KIT DELTA LEVELLING SYSTEM 2MM (3-12 MM)	02865	1

DELTA LEVELLING SYSTEM (NOT AVAILABLE FOR UK, USA AND AUSTRALIA)

• SYSTEM TO FACILITATE THE LAYING OF LARGE FORMAT CERAMIC TILES, AVOID LIPPAGE PLACEMENT AND IMPROVING FINISHING.



DELTA LEVELLING SYSTEM PLIERS

- Made of steel with ergonomic plastic handles.
- Protective sleeve on the clamp to avoid damaging the tile.
- 6 positions height adjustment according to the thickness of the ceramic tile.



	REF	
DELTA LEVELLING SYSTEM PLIERS	02847	1

DELTA LEVELLING SYSTEM STRIP

- Made in PP.
- Different models available:
- Strip 1 mm / 1.5 mm and 2 mm. for tiles from 3 to 12 mm.
- Strip 1.5 mm and 2 mm. for tiles from 11 to 20 mm.
- 3 mm strip for tiles from 6 to 15 mm.



	REF		
STRIP 3-12MM 1MM DELTA LEVELLING SYSTEM (B-100 UN)	02850	20	240
STRIP 3-12MM 1MM DELTA LEVELLING SYSTEM (B-200 UN)	02851	15	180
STRIP 3-12MM 1MM DELTA LEVELLING SYSTEM (B-400 UN)	02839	8	64
STRIP 3-12MM 1MM DELTA LEVELLING SYSTEM (B-2400 UN)	02870	1	4
STRIP 3-12MM 1,5MM DELTA LEVELLING SYSTEM (B-100 UN)	02840	20	240
STRIP 3-12MM 1,5MM DELTA LEVELLING SYSTEM (B-200 UN)	02841	15	180
STRIP 3-12MM 1,5MM DELTA LEVELLING SYSTEM (B-400 UN)	02842	8	64
STRIP 3-12MM 1,5MM DELTA LEVELLING SYSTEM (B-2400 UN)	02855	1	4
STRIP 3-12MM 2MM DELTA LEVELLING SYSTEM (B-100 UN)	02852	20	240
STRIP 3-12MM 2MM DELTA LEVELLING SYSTEM (B-200 UN)	02853	1	180
STRIP 3-12MM 2MM DELTA LEVELLING SYSTEM (B-400 UN)	02854	8	64
STRIP 3-12MM 2MM DELTA LEVELLING SYSTEM (B-2400 UN)	02856	15	4
STRIP 6-15MM 3MM DELTA LEVELLING SYSTEM (B-100 UN)	02866	1	240
STRIP 6-15MM 3MM DELTA LEVELLING SYSTEM (B-200 UN)	02867	1	180
STRIP 6-15MM 3MM DELTA LEVELLING SYSTEM (B-400 UN)	02868	1	64
STRIP 6-15MM 3MM DELTA LEVELLING SYSTEM (B-2400 UN)	02869	1	4
STRIP 11-20MM 1,5MM DELTA LEVELLING SYSTEM (B-100 UN)	02846	20	240
STRIP 11-20MM 2MM DELTA LEVELLING SYSTEM (B-100 UN)	02858	20	240





R9

RUBBER PRODUCTS FOR CONSTRUCTION

Rubble Chutes

Rubber Products for Construction

Plastic Products for Construction



RUBI

RUBBER RUBBLE CHUTES "RUBCHUTE"

• Rubber rubble chutes are without doubt the most economical and safest way to move rubble and other site waste from higher storeys to containers at street level. Their resistance and ease of use mean that they can be utilized to great effect in any building work over several storeys. Rubble chutes made of rubber are particularly recommendable for urban surroundings, because of their capacity for noise absorption and dust reduction and containment.

- Optimal performance at low temperatures: highly resistant to -60° C.
- Excellent impact resistance.
- Restricts the falling speed of rubble.
- Reduced dust and noise.
- Made with recycled materials.
- 100% recyclable.
- Very hard and robust components, equipped with extra-reinforced 7mm thick chains. DIN 763 standard.
- Ribbed interior protects against wear and tear.
- Built-in nylon reinforcement. Greater hardness and durability.
- Easy Use. Fast and easy assembly. Equipped with quick-clip system.
- Stackable; saving space in storage and transit.
- Wide range of accessories.



RUBBER RUBBLE CHUTE WITH TOP METAL HOPPER "RUBCHUTE"

• First segment of chute, with metal top hopper. Designed for loading waste from a wheelbarrow or shovel.



	REF								
RUBBER RUBBLE CHUTE WITH TOP METAL HOPPER	88811	20 1/16" 510 mm	14 15/16" 380 mm	59" 150 cm	55 1/8" 140 cm	3/8" 10 mm	53.95 Lb 24.47 kg		1



RUBBER RUBBLE CHUTE STANDARD SECTION "RUBCHUTE"

• Attaches to sections with top and side hoppers and to all other chute accessories.



	REF								
RUBBER RUBBLE CHUTE STANDARD SECTION	88814	20 1/16" 510 mm	14 15/16" 380 mm	43 5/16" 110 cm	39" 100 cm	3/8" 10 mm	32.78 Lb 14.87 kg		3



RUBBER RUBBLE CHUTE SIDE-ENTRY SECTION "RUBCHUTE"

• Rubble chute with side hopper Allows for unloading rubble at an intermediate section of the chute
Specially adapted for unloading rubble from windows and balconies.



	REF								
RUBBER RUBBLE CHUTE SIDE-ENTRY SECTION	88813	20 1/16" 510 mm	14 15/16" 380 mm	43 5/16" 110 cm	39" 100 cm	3/8" 10 mm	42.79 Lb 19.41 kg		1





RUBI


RUBBLE CHUTES "RUBITECH"

- New RUBITECH rubble chutes results from research into new materials developed by RUBI, with the aim of achieving the best performance for a product that
- must withstand harsh working conditions.
- RUBITECH is the result of the combination of different polymers which achieve excellent impact resistance and optimum performance, being lightweight and easy to manipulate.
- For disposal of waste from construction works. From high level floors to down to street containers.
- Excellent resistance to impact.
- Durable.
- 6mm thickness with added interior ribbing to reduce wear and tear.
- Dust reduction.
- Equipped with 6mm chains for extra reinforcement. Complies with DIN 763.
- Quick and easy to assemble, with 'quick hook'.
- Stackable to save on space.



RUBBLE CHUTE STANDARD SECTION "RUBITECH"

- Attaches to sections with top and side hoppers and all other chute accessories.



	REF								
RUBITECH RUBBLE CHUTE STANDARD SECTION	88798	18 1/2" 470 mm	14 15/16" 380 mm	43 5/16" 110 cm	39" 100 cm	1/4" 6 mm	19.05 Lb 8.64 kg		5



RUBBLE CHUTE WITH PLASTIC HOPPER "RUBITECH"

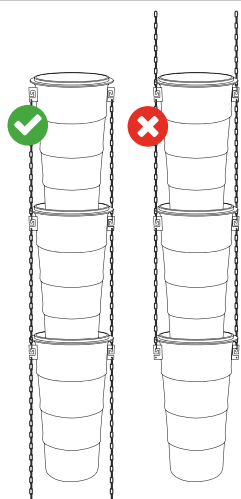
- First segment of chute, with top hopper.
- Can also be used for rubble unloading.



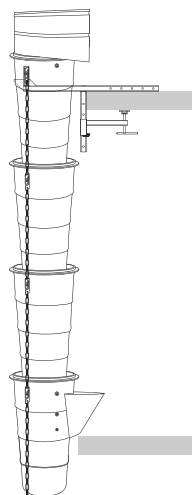
	REF							
RUBITECH RUBBLE CHUTE WITH HOPPER	88799	20 1/16" 510 mm	14 15/16" 380 mm	59" 150 cm	55 1/8" 140 cm	1/4" 6 mm	30.45 Lb 13.81 kg	1



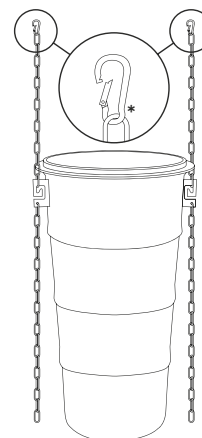
ESSENTIAL RULES TO FOLLOW FOR ASSEMBLY



The chute chains should always be hanging down, never upwards.



The chute column should hang free, with no bends and held only by the upper part.



You can request sets of chains with carabiners for the first chute.
* Safety Catch

✓ Recommended one support every 15 metres of chute column.




REINFORCED PLASTIC RUBBLE CHUTES "LIGHTCHUTE"

- Plastic rubble chutes are a safe and economical way to move rubble and other site waste from high storeys to containers at street level. Their ease of use means that they can be utilized to great effect in any building work over several storeys. Rubble chutes are especially recommendable in urban surroundings.
- Ribbed interior protects against wear and tear. Greater durability.
- Dust reduction.
- Fast and easy assembly. Equipped with quick-clip system.
- Stackable; saving space in storage and transit.
- Wide range of accessories.



PLASTIC RUBBLE CHUTE STANDARD SECTION "LIGHTCHUTE"

- Attaches to sections with top and side hoppers and all other chute accessories.



	REF							
PLASTIC RUBBLE CHUTE STANDARD SECTION	88760	18 1/2" 470 mm	14 15/16" 380 mm	43 5/16" 110 cm	39" 100 cm	1/4" 6 mm	18.5 Lb 8.4 kg	5



PLASTIC RUBBLE CHUTE WITH PLASTIC HOPPER "LIGHTCHUTE"

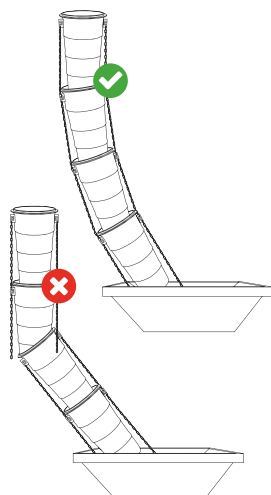
• First segment of chute, with top hopper.



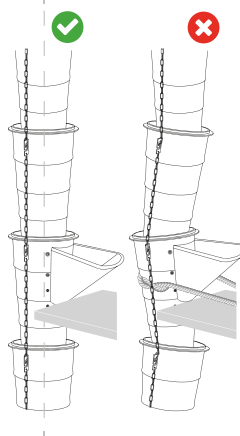
REF								
PLASTIC RUBBLE CHUTE WITH PLASTIC HOPPER	88761	20 1/16" 510 mm	14 15/16" 380 mm	59" 150 cm	55 1/8" 140 cm	1/4" 6 mm	29.92 Lb 13.57 kg	1



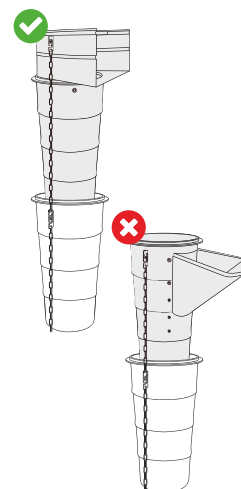
FOLLOW THE INSTRUCTIONS



BENDS:
Left: What you should NOT do.
Right: Perfect angle.



SIDE HOPPER
DO NOT force onto the wall, making the column unbalanced. DO keep the column upright



TOP HOPPER
DO NOT start the column with a side hopper piece. Unsecured, loose or unscrewed hopper section



RUBI


ACCESSORIES FOR RUBBLE CHUTES

- WIDE RANGE OF ACCESSORIES FOR RUBBER AND PLASTIC RUBBLE CHUTES.
- THEY PROVIDE A FASTER, SAFER AND MORE COMFORTABLE WAY OF FIXING THE CHUTE TO A BUILDING OR SCAFFOLDING.



BALANCE BEAM COLUMN HOOK


- This accessory is compatible with the winch to balance the chute fastening.

	REF	
BALANCE BEAM COLUMN HOOK	88514	1



RUBBLE CHUTE SUPPORT BRACKET FOR BUILDINGS

- Mounting bracket for the top of the chute column.
- Reinforced. Holds the weight of the chutes that hang from it.
- Easily attachable to any structural element of the building (floor frame, window, balcony, etc.) thanks to its two fixing positions.
- Includes two clamps for ideal fastening.
- For greater safety and security we recommend installing this piece at intermediate sections of the chute column. Specifically, one piece every 15 metres of chute.

	REF	
RUBBLE CHUTE SUPPORT BRACKET FOR BUILDINGS	88515	1

ACCESSORIES FOR RUBBLE CHUTES


- WIDE RANGE OF ACCESSORIES FOR RUBBER AND PLASTIC RUBBLE CHUTES.
- THEY PROVIDE A FASTER, SAFER AND MORE COMFORTABLE WAY OF FIXING THE CHUTE TO A BUILDING OR SCAFFOLDING.



CHUTE EXTENSION ARMS

- Chute extension arms (2un)




	REF	
CHUTE EXTENSION ARMS (2UN)	88513	1

CHUTE CONTROL RING

- This accessory fixes to the last section of the chute.
- It allows the last section of the chute to be easily manoeuvred into the desired position.



	REF	
CHUTE CONTROL RING	88516	1

CHUTE SCAFFOLD FASTENING SYSTEM

- Mounting bracket to fix top of chute to scaffold.
- Reinforced. Holds the weight of the chutes that hang from it.
- Easily fixes to the scaffold.
- For greater safety and security we recommend installing this piece at intermediate sections of the chute column. Specifically, one piece every 15 metres of chute.



	REF	
CHUTE SCAFFOLD FASTENING SYSTEM	88517	1



RUBI


ACCESSORIES FOR RUBBLE CHUTES

- WIDE RANGE OF ACCESSORIES FOR RUBBER AND PLASTIC RUBBLE CHUTES.
- THEY PROVIDE A FASTER, SAFER AND MORE COMFORTABLE WAY OF FIXING THE CHUTE TO A BUILDING OR SCAFFOLDING.

RUBBLE CHUTE CHAIN SET




- Set of chains for rubble chute (2un).
- Extra-reinforced. 7mm thickness. DIN 763 standard.

	REF	
RUBBLE CHUTE CHAIN SET (2UN)	88519	1

BRACKET & WINCH FOR CHUTE




- Attaches to the chute support brackets for buildings and scaffold.
- Manual winch with 15 metres of cable, equivalent to the length of 12 chutes.
- Ideal for building renovation works where a tower crane is not available.

	REF	
BRACKET & WINCH FOR CHUTE	88520	1

CHUTE TOP METAL HOPPER (ONLY RUBBER CH.)



- Metal top hopper for loading into rubber chute
- It transforms a straight section into the top segment.

	REF	
CHUTE TOP METAL HOPPER (ONLY RUBBER CH.)	88511	1

"ESPUERTA" RUBBER BASKETS



- High-resistance rubber baskets, highly versatile and useful for construction professionals. Available in various sizes with capacities from 11 to 85 litres, these baskets are ideal for mixing cement and mortar, carrying building materials, disposing of waste and transporting tools. The "Espuerta" range of baskets are especially designed to combine resistance and flexibility, in order to allow the basket to be carried in one hand.
- The common characteristics of all the "Espuerta" model baskets are:

- Highly versatile product for construction professionals. Ideal for mixing cement and mortar, carrying materials, waste disposal, transporting tools, etc.
- Optimal performance at low temperatures: highly resistant to -60°C .
- Excellent resistance to impact by deformation. Greater durability.
- Made with recycled materials. 100% recyclable.
- Very hard and robust components.
- Stackable. Saving space in storage and transit.
- Easy to clean.



RUBBER BASKET ESPUERTA Nº 2 (11 L.)

- Flexible. Ideal to carry with one hand.
- Polyamide reinforced with nylon fabric to increase tensile strength. At 30°C the tensile strength is 90 MPa, and elongation 45%.
- Handles great thickness. Increased resistance.
- Rounded geometry handles. More comfort.



	REF						
RUBBER BASKET "ESPUERTA" NO.2 (11 L.)	88941	5 1/2" 14 cm	14" 350 mm	11 l.	3.55 Lb 1.61 kg	10	300

BRAIDED RUBBER BASKET ESPUERTA NO. 2 (11 L.)

- Flexible. Perfect for carrying with one hand.
- Reinforced with polyamide nylon weave to increase the tensile strength. At 30°C the critical load is 90 MPa, and elongation at break is 45%.
- Very thick handles. Greater resistance.
- Handles with a rounded shape. Greater comfort.



	REF						
BRAIDED RUBBER BASKET "ESPUERTA" NO. 2 (11 L.)	88921	5 1/2" 14 cm	14" 350 mm	11 l.	3.55 Lb 1.61 kg	10	300





RUBI

"ESPUERTA" RUBBER BASKETS



RUBBER BASKET ESPUERTA NO. 2.5 (20 L.)

- Flexible. Perfect for carrying with one hand.
- Reinforced with polyamide nylon weave to increase the tensile strength. At 30° C the critical load is 90 MPa, and elongation at break is 45%.
- Very thick handles. Greater resistance.
- Handles with a rounded shape. Greater comfort.




	REF						
RUBBER BASKET "ESPUERTA" NO. 2.5 (20 L.)	88922	6 11/16" 17 cm	16" 400 mm	20 l.	6.2 Lb 2.8 kg	10	200



RUBBER BASKET ESPUERTA NO. 99 (33 L.)

- Flexible. Perfect for carrying with one hand.
- Ideal for mixing cements and mortars with portable electrical mixers.
- Reinforced with polyamide nylon weave to increase the tensile strength. At 30° C the critical load is 90 MPa, and elongation at break is 45%.
- Very thick handles. Greater resistance.
- Handles with a rounded shape. Greater comfort.




	REF						
RUBBER BASKET "ESPUERTA" NO. 99 (33 L.)	88804	13 3/8" 34 cm	16" 400 mm	33 l.	5.18 Lb 2.35 kg	10	120



RUBBER BASKET "ESPUERTA" NO. 5 (37 L.)

- 4 handles. Ideal to be carried between 2 people or by mechanical lifting equipment.
- Reinforced with polyamide nylon weave to increase the tensile strength. At 30° C the critical load is 90 MPa, and elongation at break is 45%.
- Very thick handles. Greater resistance.
- Handles with a rounded shape. Greater comfort.



	REF						
RUBBER BASKET "ESPUERTA" 4 HDL NO. 5 (37 L.)	88924	12 3/16" 31 cm	18 1/2" 470 mm	37 l.	9.5 Lb 4.3 kg	10	150

"ESPUERTA" RUBBER BASKETS



RUBBER BASKET "ESPUERTA" NO. 103 (60 L.)

- Polyamide reinforced with nylon to increase tensile strength. At 30°C the tensile strength is 90 MPa, and elongation 45%.
- Handles very thick. Increased resistance.



	REF						
RUBBER BASKET "ESPUERTA" NO. 103 (60 L.)	88927	17 5/16" 44 cm	21 5/8" 550 mm	60 l.	11.9 Lb 5.40 kg	5	150



RUBBER BASKET "ESPUERTA" NO. 104 (85 L.)

- 4 handles. Ideal for carrying between 2 people.
- Reinforced with polyamide nylon weave to increase the tensile strength. At 30° C the critical load is 90 MPa, and elongation at break is 45%.
- Very thick handles. Greater resistance.



	REF						
RUBBER BASKET "ESPUERTA" 4 HDL NO. 104 (85 L.)	88928	16" 40 cm	22 13/16" 580 mm	85 l.	15.7 Lb 7.1 kg	5	100





RUBI

"SPART" RUBBER BASKETS

- Rubber baskets with two handles for great comfort and strength. Available in capacities of 9, 12 and 17 litres, with an asymmetrical shape that enables user to carry more tools. These baskets are suitable for mixing cement and mortar, for charging material, waste disposal and transportation of tools. Common features of the model baskets "Spart" are:

- Versatile for various building products. Ideal for mixing cement and mortar, loading material, waste disposal, transportation, tools, etc.
- Optimal behaviour at low temperatures: unchanged until -60 C.
- Excellent impact resistance. Durability.
- Made from recycled materials. 100% recyclable.
- Components of high hardness and strength.
- Stackable. Space saving storage and transport.
- Easy to clean.



RUBBER BASKET SPART N^o. 00 (9 L.)

- Flexible. Ideal to carry with one hand.
- Great thickness handles. Increased resistance.
- Rounded geometry handles. Comfort.



	REF						
RUBBER BASKET "SPART" NO. 00 (9 L.)	88937	13 3/8" 340 mm	6" 16 cm	9L.	3.31 Lb 1.50 kg	10	200



RUBBER BASKET SPART N^o. 000 (12 L.)

- Handles great thickness. Increased resistance.
- Rounded handles geometry. Comfort.
- Flexible.



	REF						
RUBBER BASKET "SPART" NO. 000 (12 L.)	88938	15 3/8" 390 mm	7" 18 cm	12L.	3.86 Lb 1.75 kg	10	200



RUBBER BASKET SPART N^o. 0000 (17 L.)

- Spart Number. 0000 (17 L.)
- Great thickness handles. Increased resistance.
- Rounded geometry handles. Comfort.



	REF						
RUBBER BASKET "SPART" NO. 0000 (17 L.)	88939	16 1/8" 410 mm	8" 20 cm	17L.	5.07 Lb 2.30 kg	10	200

"CARBONERA" RUBBER BASKETS



- Rubber baskets with 2 handles providing great comfort and resistance. Available with capacities of 18, 24 and 30 litres, these baskets are used for different purposes by construction industry professionals in their day-to-day work. Thanks to their highly engineered design and manufacturing, the "Espuerta" model baskets and trugs combine resistance and flexibility, and can be carried in one hand.
- The common characteristics of all the "Carbonera" range of baskets and tubs are:

- Highly versatile product for construction professionals. Ideal for mixing cement and mortar, carrying materials, waste disposal, transporting tools, etc.
- Optimal performance at low temperatures: highly resistant to -60° C.
- Excellent resistance to impact. Greater durability.
- Made with recycled materials. 100% recyclable.
- Very hard and robust components.
- Stackable. Saving space in storage and transit.
- Easy to clean.



RUBBER BASKET "CARBONERA" NO. 0 (18 L.)

- Very thick handles. Greater resistance.
- Handles with a rounded shape. Greater comfort.
- Flexible.



	REF						
RUBBER BASKET "CARBONERA" NO. 0 (18 L.)	88900	8" 20 cm	16" 400 mm	18 l.	5.18 Lb 2.35 kg	10	200



RUBBER BASKET "CARBONERA" NO. 1 (26 L.)

- Very thick handles. Greater resistance.
- Handles with a rounded shape. Greater comfort.
- Flexible.



	REF						
RUBBER BASKET "CARBONERA" NO. 1 (26 L.)	88901	8 11/16" 22 cm	16 1/8" 410 mm	26 l.	7.61 Lb 3.45 kg	10	100



RUBBER BASKET "CARBONERA" NO. 2 (30 L.)

- Very thick handles. Greater resistance.
- Handles with a rounded shape. Greater comfort.
- Flexible.



	REF						
RUBBER BASKET "CARBONERA" NO. 2 (30 L.)	88902	10 1/4" 26 cm	17 11/16" 450 mm	30 l.	8.27 Lb 3.75 kg	10	100

**RUBI**

OTHER RUBBER BASKETS "RUBTUB"

- The higher capacity baskets, models 105 and 106 (with 45 and 80 litres of capacity respectively) are specially designed for mixing large amounts of cement and mortar, both by hand and with an electric mixer. These baskets are designed to maintain great structural rigidity and, at the same time, superb impact and abrasion resistance. To facilitate use with electric mixers, these basket handles are built into the body of the basket.
- The common characteristics of these baskets are:

- Highly versatile product for construction professionals. Ideal for mixing cement and mortar, carrying materials, waste disposal, transporting tools, etc.
- Optimal performance at low temperatures: highly resistant to -60° C.
- Excellent resistance to impact. Greater durability.
- Made with recycled materials. 100% recyclable.
- Very hard and robust components.
- Stackable. Saving space in storage and transit.
- Easy to clean.



RUBBER BASKET NORTEÑO "RUBTUB" (13 L.)

- Square base and circular mouth
- Polyamide reinforced with nylon fabric to increase the tensile strength
- Wall and very thick mouth. Increased resistance.




	REF						
RUBBER BASKET "NORTEÑO" (13 L.)	88907	13 3/8" 340 mm	7 1/2" 19 cm	13l.	6.17 Lb 2.80 kg	10	200



RUBBER BASKET Nº. 105 (45 L.)

- Large capacity. For mixing large amounts of cement or mortar.
- Reinforced with polyamide nylon weave to increase the tensile strength.
- Walls are reinforced with ribbing.



	REF						
RUBBER BASKET Nº. 105 (45 L.)	88904	14" 35 cm	20 1/2" 520 mm	45l.	13.78 Lb 6.25 kg	5	120



RUBBER BASKET Nº. 106 (80 L.)

- Large capacity. For mixing large amounts of cement or mortar.
- Reinforced with polyamide nylon weave to increase the tensile strength.
- With reinforced rim for greater resistance.
- Walls are reinforced with ribbing.



	REF						
RUBBER BASKET Nº. 106 (80 L.)	88903	15 3/8" 39 cm	22 13/16" 580 mm	80 l.	17.2 Lb 7.8 kg	5	50

"GAVETA" RUBBER DRAWERS



- The rubber are designed to be used for tiling work and for jobs with cement or mortar. Their rectangular base, low centre of gravity and high structural rigidity give them great stability, avoiding any spillages. The handles parallel to the ground mean the tray can be easily dragged around whilst in the middle of tiling work. The inner shape is specially designed for use with grout floats, tiling combs and notched trowels.
- The common characteristics of all the trays are:

- Highly versatile product for construction professionals. Ideal for mixing cement and mortar.
- Optimal performance at low temperatures: highly resistant to -60° C.
- Excellent resistance to impact by deformation. Greater durability.
- Made with recycled materials. 100% recyclable.
- Very hard and robust components.
- Stackable. Saving space in storage and transit.
- Easy to clean.



RUBER TRAY "GAVETA" NO. 1 (8 L.)

- Very thick handles. Greater resistance.
- Handles with a rounded shape. Greater comfort.



	REF						
RUBER TRAY "GAVETA" NO. 1 (8 L.)	88931	4 3/4" 12 cm	13x13" 330 x 330 mm	8l.	4Lb 2 kg	10	160



RUBER TRAY "GAVETA" NO. 1'5 (12 L.)

- Very thick handles. Greater resistance.
- Handles with a rounded shape. Greater comfort.



	REF						
RUBER TRAY "GAVETA" NO. 1'5 (12 L.)	88932	4 3/4" 12 cm	14 3/16x15 3/8" 360 x 390 mm	12l.	6.2Lb 2.8 kg	10	160



RUBER TRAY "GAVETA" NO. 2 (14 L.)

- Very thick handles. Greater resistance.
- Handles with a rounded shape. Greater comfort.



	REF						
RUBER TRAY "GAVETA" NO. 2 (14 L.)	88929	5 7/8" 15 cm	16 15/16x15 3/8" 430 x 390 mm	14l.	7.7Lb 3.5 kg	10	120



RUBI

RUBBER TRAYS "RUBTRAY"

- With capacities ranging from 2 to 40 litres, the rigidity and resistance of these rubber trays, means they can be used for various purposes depending on your specific professional requirements. The trays stand out because of their excellent stability, owing to their low centre of gravity once they are filled.
- The common characteristics of all the trays are:

- Highly versatile product for construction professionals. Ideal for mixing cement and mortar, carrying materials, waste disposal, etc.
- Optimal performance at low temperatures: highly resistant to -60° C.
- Excellent resistance. Greater durability.
- Made with recycled materials. 100% recyclable.
- Very hard and robust components.
- Stackable. Saving space in storage and transit.
- Easy to clean.



RUBBER TRAY NO. 1 "RUBTRAY" (2 L.)

- Light pail



	REF					
RUBBER TRAY NO. 1 (2 L.)	88570	2 13/16" 7.1 cm	11 1/4x8 7/16" 286 x 215 mm	2L	1.3 Lb 0.6 kg	20



RUBBER TRAY NO.0 "RUBTRAY" (7 L.)

- Suitable for all types of construction industry professionals.
- With reinforced rim for greater resistance.
- Walls and base reinforced with ribbing.




	REF					
RUBBER TRAY NO.0 (7 L.)	88936	4 1/2" 11.5 cm	15 15/16x12 1/16" 405 x 305 mm	7L	3.3 Lb 1.5 kg	10



RUBBER TRAY NO. 00 "RUBTRAY" (10 L.)

- Suitable for all types of construction industry professionals.
- Walls and base reinforced with ribbing.



	REF					
RUBBER TRAY NO. 00 (10 L.)	88930	4 5/16" 11 cm	18 11/16x13 3/16" 475 x 335 mm	10L	3.7 Lb 1.7 kg	10

RUBBER TRAYS "RUBTRAY"



RUBBER TRAY NO. 2,5 "RUBTRAY" (20 L.)

- Suitable for all types of construction industry professionals.



	REF						
RUBBER TRAY NO. 2,5 (20 L.)	88933	6" 16 cm	22 13/16x16 9/16" 580 x 420 mm	20 l.	8.4 Lb 3.8 kg	10	120



RUBBER TRAY NO. 3 "RUBTRAY" (28 L.)

- Suitable for all types of construction industry professionals.
- With reinforced rim for greater resistance.
- Walls and base reinforced with ribbing.



	REF						
RUBBER TRAY NO. 3 (28 L.)	88934	6 11/16" 17 cm	24 1/4x18 1/8" 616 x 461 mm	24 l.	9.7 Lb 4.4 kg	10	120



RUBBER TRAY NO. 4 "RUBTRAY" (40 L.)

- Suitable for all types of construction industry professionals
- With reinforced rim for greater resistance.
- Walls and base reinforced with ribbing.



	REF						
RUBBER TRAY NO. 4 (40 L.)	88935	8" 20 cm	27 9/16x20" 700 x 500 mm	40 l.	14.66 Lb 6.65 kg	5	100





RUBI

RUBBER BUCKETS "RUBBERBUCK"

• These rubber buckets are ideal for use in construction work thanks to their great strength and ease of cleaning. The range of rubber buckets comprises various models that combine features such as spouts, interior scales, handles with excellent load-bearing capacity and, in some models, wooden handles. When they are used occasionally for mixing cement, construction professionals particularly value how easy they are to clean, even when the cement-like material has completely dried.

• The common characteristics of all the rubber buckets are:

- Highly versatile product for construction professionals. Ideal for mixing cement and mortar, carrying materials, waste disposal, etc.
- Optimal performance at low temperatures: highly resistant to -60° C.
- Excellent resistance to impact. Greater durability.
- Made with recycled materials. 100% recyclable.
- Very hard and robust components.
- Stackable. Saving space in storage and transit.
- Easy to clean.



RUBBER BUCKET WITH GRADUATION NO.4 "RUBBERBUCK" (10 L.)

- Embossed scale.
- With spout to prevent spillages when pouring.
- With reinforced rim for greater resistance.
- Highly resistant metal handle.
- Greater wall thickness (14mm). Greater resistance.
- Walls are reinforced with ribbing.



REF							
RUBBER BUCKET WITH GRADUATION & SPOUT NO.4 (10 L.)	88912	10 5/8" 27 cm	11 1/16" 280 mm	10L.	4 Lb 2 kg	10	180



RUBBER BUCKET WITH GRADUATION NO.50 "RUBBERBUCK" (10 L.)

- With spout to prevent spillages when pouring.



REF							
RUBBER BUCKET WITH GRADUATION & SPOUT NO.50 (10 L.)	88913	10" 25 cm	11 7/16" 290 mm	10L.	3.64 Lb 1.65 kg	10	180



RUBBER BUCKET WITH SPOUT NO. 51 "RUBBERBUCK" (12 L.)

- With spout to prevent spillages when pouring.
- With reinforced rim for greater resistance.
- Highly resistant metal handle.
- Walls are reinforced with ribbing.



REF							
RUBBER BUCKET WITH SPOUT NO. 51 (12 L.)	88914	11 7/16" 29 cm	11 1/16" 280 mm	12L.	4.2 Lb 1.9 kg	10	180

RUBBER BUCKETS "RUBBERBUCK"



INDUSTRIAL BUCKET WITH GRAD., SPOUT "RUBBERBUCK" (12 L.)

- Highly resistant metal handle.
- Walls are reinforced with ribbing.



	REF						
INDUSTRIAL BUCKET Nº 52 (12 L.)	88908		10 1/4" 26 cm	12" 300 mm	12	4.2 Lb 1.9 kg	10 270



ENGLISH RUBBER BUCKET "RUBBERBUCK" (14 L.)

- Embossed scale.
- With spout to prevent spillages when pouring.
- With reinforced rim for greater resistance.
- Wooden handle grip. Greater comfort.
- Highly resistant metal handle.
- Clear wire handle with protected ends. Does not get in the way.
- Walls are reinforced with ribbing.



	REF						
ENGLISH RUBBER BUCKET (14 L.)	88803		11 7/16" 29 cm	12" 300 mm	14	4.63 Lb 2.10 kg	10 180



RUBBER BUCKET WITH GRADUATION NO.3 "RUBBERBUCK" (15 L.)

- Embossed scale.
- Highly resistant metal handle.
- Walls are reinforced with ribbing.



	REF						
RUBBER BUCKET WITH GRADUATION NO.3 (15 L.)	88911		12" 30 cm	12" 300 mm	15 L.	5.7 Lb 2.6 kg	10 180



CANARIAN RUBBER BUCKET "RUBBERBUCK" (18 L.)

- Rounded geometry handles. Comfort.
- Wall with reinforcing ribs



	REF						
CANARIAN RUBBER BUCKET WITH PLASTIC HANDLE (18 L.)	88906		14" 350 mm	11 7/16" 29 cm	18 L.	6.06 Lb 2.75 kg	10 150



RUBI

"ITALIANO" RUBBER BUCKETS

- The "Italian" model rubber buckets are particularly valued for their stability, compact size and ease of transport. In addition, their super-sized upper diameter and limited height make these models very versatile and functional buckets.
- The common characteristics of the "Italian" model buckets are:

- Optimal performance at low temperatures: highly resistant to -60° C.
- Excellent resistance to impact. Greater durability.
- Made with recycled materials. 100% recyclable.
- Very hard and robust components.
- Stackable. Saving space in storage and transit.
- Easy to clean.



"ITALIANO" RUBBER BUCKET (10 L.)

- Greater comfort during transport. Easy waste collection.
- Heavy duty metal handle.
- Wall with reinforcing ribs.



	REF						
"ITALIANO" RUBBER BUCKET (10 L.)	88916	13" 330 mm	6 11/16" 17 cm	10 l.	4.19 Lb 1.90 kg	10	200



RUBBER BUCKET "ITALIANO" WITH HANDLE (10 L.)

- Greater comfort during transport. For easy waste collection.
- Plastic handle grip. Greater comfort.
- Highly resistant metal handle.
- Walls are reinforced with ribbing.



	REF						
RUBBER BUCKET "ITALIANO" WITH HANDLE (10 L.)	88915	6 11/16" 17 cm	13" 330 mm	10 l.	4.2 Lb 1.9 kg	10	200



RUBBER BUCKET "ITALIANO" WITH FLAT SIDE & HANDLE (10 L.)

- Flat face. Greater comfort during transport. For easy waste collection.
- Plastic handle grip. Greater comfort.
- Highly resistant metal handle.
- Walls are reinforced with ribbing.




	REF						
RUBBER BUCKET "ITALIANO" WITH FLAT SIDE & HANDLE (10 L.)	88940	6 11/16" 17 cm	13" 330 mm	10 l.	4.2 Lb 1.9 kg	10	150

- High quality plastic buckets are an outstanding option due to their competitive price and light weight. The range of plastic buckets includes models with capacities of 10, 12, 15 and 22 litres.
- The common characteristics of all the plastic buckets are:
 - Made with high quality polyethylene. Greater robustness.
 - Suitable for all types of work in the construction industry as well as other industries.
 - Very thick walls for maximum strength and resistance.



ITALIANO PLASTIC BUCKET "LIGHTBUCK" (10 L.)

- Greater comfort during transport. For easy waste collection.
- Highly resistant metal handle.
- Walls are reinforced with ribbing.




	REF						
"ITALIANO" PLASTIC BUCKET (10 L.)	88770	0" - cm	0" - mm	10L.	2 Lb 1 kg	10	600



PLASTIC BUCKET WITH GRADUATION "LIGHTBUCK" (12 L.)

- Greater comfort during transport. For easy waste collection.
- Embossed scale.
- Highly resistant metal handle.
- Walls are reinforced with ribbing.



	REF						
PLASTIC BUCKET WITH GRADUATION (12 L.)	88776	0" - cm	0" - mm	12L.	2 Lb 1 kg	10	480




RUBI

PLASTIC BUCKETS "LIGHTBUCK"



PLASTIC BUCKET WITH GRADUATION & SPOUT "LIGHTBUCK" (15 L.)

- Greater comfort during transport. For easy waste collection.
- Embossed scale.
- With spout to prevent spillages when pouring.
- With reinforced rim for greater resistance.
- Highly resistant metal handle.
- Walls are reinforced with ribbing.



	REF						
PLASTIC BUCKET WITH GRADUATION & SPOUT (15 L.)	88775	0" - cm	0" - mm	15 l.	2.6 Lb 1.2 kg	10	360



PLASTIC BUCKET MODEL 2 "LIGHTBUCK" (20 L.)

- Greater comfort during transport. Easy waste collection.
- Heavy duty metal handle
- Plastic handle. Comfort.



	REF						
PLASTIC BUCKET MODEL 2 WITH PLASTIC HANDLE (20 L.)	88772	14 9/16" 370 mm	10 5/8" 27 cm	20 l.	2 Lb 1 kg	10	360

PLASTIC BUCKETS "HEAVY DUTY"



PLASTIC BUCKETS "HEAVY DUTY"

- Greater comfort during transport. For easy waste collection.
- Reinforced handles. Greater resistance.
- Light.



	REF						
BLACK PLASTIC BUCKET NO.3 (40 L.) HEAVY DUTY	88778	13" 33 cm	17 5/16" 440 mm	40 l.	2.4 Lb 1.1 kg	10	300

PLASTIC TUBS "FLEXTUB"




- The high quality plastic tubs are suitable for use in various industries, combine optimal resistance with good flexibility and are very lightweight. Their shape and the design of their handles means that any of the plastic tubs in this range can be carried in one hand, with no risk of breakage or fatigue.
- The common characteristics of all the plastic baskets are:
 - Made with high quality polyethylene. Greater robustness.
 - Suitable for all types of work in the construction industry as well as other industries.
 - Very thick walls for maximum strength and resistance.



PLASTIC TUBS Nº. 1 "FLEXTUB" (25 L.)

- Greater comfort during transport. For easy waste collection.

	REF						
PLASTIC TUB BLACK COLOR Nº. 1 (25 L.)	88771	12" 30 cm	14 3/16" 360 mm	25l.	1.8 Lb 0.8 kg	10	450
PLASTIC TUB CREAM COLOR Nº. 1 (25 L.)	88703	12" 30 cm	14 3/16" 360 mm	25l.	1.8 Lb 0.8 kg	10	450
PLASTIC TUB RED COLOR Nº. 1 (25 L.)	88706	12" 30 cm	14 3/16" 360 mm	25l.	1.8 Lb 0.8 kg	10	450
PLASTIC TUB YELLOW COLOR Nº. 1 (25 L.)	88700	12" 30 cm	14 3/16" 360 mm	25l.	1.8 Lb 0.8 kg	10	450
PLASTIC TUB COLOR Nº. 1 (25 L.)	88701	12" 30 cm	14 3/16" 360 mm	25l.	1.8 Lb 0.8 kg	10	450
PLASTIC TUB GREEN COLOR Nº. 1 (25 L.)	88708	12" 30 cm	14 3/16" 360 mm	25l.	1.8 Lb 0.8 kg	10	450
PLASTIC TUB PURPLE COLOR Nº. 1 (25 L.)	88709	12" 30 cm	14 3/16" 360 mm	25l.	1.8 Lb 0.8 kg	10	450
PLASTIC TUB PINK COLOR Nº. 1 (25 L.)	88707	12" 30 cm	14 3/16" 360 mm	25l.	1.8 Lb 0.8 kg	10	450
PLASTIC TUB PISTACHIO COLOR Nº. 1 (25 L.)	88705	12" 30 cm	14 3/16" 360 mm	25l.	1.8 Lb 0.8 kg	10	450
PLASTIC TUB ORANGE COLOR Nº. 1 (25 L.)	88704	12" 30 cm	14 3/16" 360 mm	25l.	1.8 Lb 0.8 kg	10	450
PLASTIC TUB SKY BLUE COLOR Nº. 1 (25 L.)	88702	12" 30 cm	14 3/16" 360 mm	25l.	1.8 Lb 0.8 kg	10	450
PLASTIC TUB MALLOW COLOR Nº. 1 (25 L.)	88710	12" 30 cm	14 3/16" 360 mm	25l.	1.8 Lb 0.8 kg	10	450

**RUBI**

PLASTIC TUB Nº. 3 "FLEXTUB" (40 L.)

- Greater comfort during transport. For easy waste collection.
- Reinforced handles. Greater resistance.
- Light.

	REF						
PLASTIC TUB BLACK COLOR Nº. 3 (40 L.)	88773	13" 33 cm	17 5/16" 440 mm	40l.	2.9Lb 1.3 kg	10	300
PLASTIC TUB CREAM COLOR Nº. 3 (40 L.)	88723	13" 33 cm	17 5/16" 440 mm	40l.	2.9Lb 1.3 kg	10	300
PLASTIC TUB RED COLOR Nº. 3 (40 L.)	88726	13" 33 cm	17 5/16" 440 mm	40l.	2.9Lb 1.3 kg	10	300
PLASTIC TUB YELLOW COLOR Nº. 3 (40 L.)	88720	13" 33 cm	17 5/16" 440 mm	40l.	2.9Lb 1.3 kg	10	300
PLASTIC TUB BLUE COLOR Nº. 3 (40 L.)	88721	13" 33 cm	17 5/16" 440 mm	40l.	2.9Lb 1.3 kg	10	300
PLASTIC TUB GREEN COLOR Nº. 3 (40 L.)	88728	13" 33 cm	17 5/16" 440 mm	40l.	2.9Lb 1.3 kg	10	300
PLASTIC TUB PURPLE COLOR Nº. 3 (40 L.)	88729	13" 33 cm	17 5/16" 440 mm	40l.	2.9Lb 1.3 kg	10	300
PLASTIC TUB PINK COLOR Nº. 3 (40 L.)	88727	13" 33 cm	17 5/16" 440 mm	40l.	2.9Lb 1.3 kg	10	300
PLASTIC TUB PISTACHIO COLOR Nº. 3 (40 L.)	88725	13" 33 cm	17 5/16" 440 mm	40l.	2.9Lb 1.3 kg	10	300
PLASTIC TUB ORANGE COLOR Nº. 3 (40 L.)	88724	13" 33 cm	17 5/16" 440 mm	40l.	2.9Lb 1.3 kg	10	300
PLASTIC TUB BLUE SKY COLOR Nº. 3 (40 L.)	88722	13" 33 cm	17 5/16" 440 mm	40l.	2.9Lb 1.3 kg	10	300
PLASTIC TUB MALLOW COLOR Nº. 3 (40 L.)	88730	13" 33 cm	17 5/16" 440 mm	40l.	2.9Lb 1.3 kg	10	300





PLASTIC TUB Nº. 4 "FLEXTUB" (55 L.)

- Greater comfort during transport. For easy waste collection.
- Lightweight.

	REF						
PLASTIC TUB BLACK COLOR Nº. 4 (55 L.)	88774	13" 33 cm	20 7/8" 530 mm	55 l.	3.5 Lb 1.6 kg	10	200
PLASTIC TUB CREAM COLOR Nº. 4 (55 L.)	88753	13" 33 cm	20 7/8" 530 mm	55 l.	3.5 Lb 1.6 kg	10	200
PLASTIC TUB RED COLOR Nº 4 (55 L.)	88756	13" 33 cm	20 7/8" 530 mm	55 l.	3.5 Lb 1.6 kg	10	200
PLASTIC TUB YELLOW COLOR Nº4 (55 L.)	88750	13" 33 cm	20 7/8" 530 mm	55 l.	3.5 Lb 1.6 kg	10	200
PLASTIC TUB BLUE COLOR Nº 4 (55 L.)	88751	13" 33 cm	20 7/8" 530 mm	55 l.	3.5 Lb 1.6 kg	10	200
PLASTIC TUB GREEN COLOR Nº 4 (55 L.)	88758	13" 33 cm	20 7/8" 530 mm	55 l.	3.5 Lb 1.6 kg	10	200
PLASTIC TUB VIOLET COLOR Nº 4 (55 L.)	88759	13" 33 cm	20 7/8" 530 mm	55 l.	3.5 Lb 1.6 kg	10	200
PLASTIC TUB PINK COLOR Nº 4 (55 L.)	88757	13" 33 cm	20 7/8" 530 mm	55 l.	3.5 Lb 1.6 kg	10	200
PLASTIC TUB PISTACHIO COLOR Nº 4 (55 L.)	88755	13" 33 cm	20 7/8" 530 mm	55 l.	3.5 Lb 1.6 kg	10	200
PLASTIC TUB ORANGE COLOR Nº 4 (55 L.)	88754	13" 33 cm	20 7/8" 530 mm	55 l.	3.5 Lb 1.6 kg	10	200
PLASTIC TUB SKY-BLUE COLOR Nº 4 (55 L.)	88752	13" 33 cm	20 7/8" 530 mm	55 l.	3.5 Lb 1.6 kg	10	200
PLASTIC TUB MALLOW COLOR Nº 4 (55 L.)	88763	13" 33 cm	20 7/8" 530 mm	55 l.	3.5 Lb 1.6 kg	10	200



SAFETY EQUIPMENT



Safety equipment for building professionals





RUBI

KNEE PADS, ERGONOMIC SEAT AND CUSHION

• RANGE OF KNEE PADS AND ERGONOMIC SEAT.

CE



PROFESSIONAL KNEE PADS

- Professional knee pads of great comfort.
- Made of absorbent material to protect against knocks and bumps of the ground.
- Its internal design is perfectly adaptable to the user's knee.
- Big leaning surface for optimum stability.
- Adjustable superior fastener.
- Conforms to EN14404.
- Protection level: 0

	REF	
PROFESSIONAL KNEE PADS	65915	6

CE



FLEX KNEE PADS

- Protection ergonomic flexible. Adjustable elastic band fastener.
- Professional knee pads of high comfort.
- Inner body soft materials suitable to the user,
- Flexible and resistant outer shell.
- Conforms to EN14404.
- Protection level: 1

	REF	
FLEX KNEE PADS	81994	6

KNEE PADS, ERGONOMIC SEAT AND CUSHION

· RANGE OF KNEE PADS AND ERGONOMIC SEAT.



CE



GEL DUPLEX KNEE PADS

- Professional knee pads with ergonomic design. Highly comfortable.
- Their design combines the use of hard materials to protect against impacts and uneven floors and soft materials adaptable to the user's anatomy on the inside.
- Besides protecting the user's knees thanks to the silicone gel in their inside, their studied ergonomics gives them great stability, preventing ligaments and tendons fatigue.
- Wide range of uses thanks to their design "two in one":
- Can be used together with the external rubber protection of great stability and resistance.
- With the main body only, less bulky, which allows the knee to slide without problem over smooth surfaces.
- They incorporate a double fastener, inferior and superior, easy adjustable.
- Conforms to EN14404.
- Protection level: 1

	REF	
GEL DUPLEX KNEE PADS	81989	6

CE



GEL COMFORT KNEE PADS

- Ergonomic design professional and high comfort knee pads.
- Its design combines the use of hard materials against impacts and uneven floors and soft materials therein, adapted to the user's anatomy.
- In addition to protecting the user's knees through the use of silicone gel inside, its studied ergonomics provide them with great stability, preventing ligaments and tendons fatigue.
- They incorporate two bands Neoprene closure.
- Conforms to EN14404.
- Protection level: 1

	REF	
GEL COMFORT KNEE PADS	81998	6



RUBI


KNEE PADS, ERGONOMIC SEAT AND CUSHION

• RANGE OF KNEE PADS AND ERGONOMIC SEAT.



KNEE CUSHION


- Polyurethane cushion for protecting the knees.
- Makes it easy to work on the floor without using knee pads.
- Its wide surface allows its use as a seat.

	REF	
KNEE CUSHION	65943	1



SR-1 ERGONOMIC SEAT

- Aluminum chassis high strength and stability.
- Allows an ergonomic position of comfort.
- Prevents injuries in knees and back.
- Adjustable seat height and angle for optimum adaptation to each use.
- Robust construction with 7 heavy duty wheels.
- Includes tray for tools and accessories.
- Ideal for flooring, parquet installation, cleaning and other operations on pavements tasks.
- Replaceable ergonomic knee.
- Maximum weight: 286 lb. (130 kg.)

	REF	
SR-1 ERGONOMIC SEAT	81999	1

SAFETY EQUIPMENT

• SAFETY EQUIPMENT FOR BUILDING PROFESSIONALS.



CE



PROTECTIVE GOGGLES

- Field of use; Liquids and coarse dust particles.
- Mechanical resistance to particles at great speed and half energy.
- Adjustable ventilation points to prevent lens fog up.
- Conforms to EN166.

	REF	
PROTECTIVE GOGGLES	80902	6

CE



WHITE LENS GOGGLES

- Field of use: basic.
- Mechanical resistance to high speed particles, low energy.
- Extendable in length and vertically adjustable side pieces.
- Anti-scratch and anti-fog.
- UV Filter.
- Comfortable and light.
- Conforms to EN166 and EN170

	REF	
WHITE LENS GOGGLES	80918	12

CE



EAR PROTECTOR

- Comfortable and effective protection for high noise environments.
- Conforms to EN352-1.

	REF	
EAR PROTECTOR	80903	6

**RUBI**

SAFETY EQUIPMENT

• SAFETY EQUIPMENT FOR BUILDING PROFESSIONALS.

CE

LUMBAR PROTECTOR

- Recommended to avoid low-back injuries when loading weight or maintain fixed positions.
- With vertical reinforcement in the lower-back area.
- Side devices to adjust the pressure at the time of stress.
- Available in 3 sizes: M, L and XL

	REF	
LUMBAR PROTECTOR - L (37 13/16"-40 15/16") (96-104 CM)	80913	1
LUMBAR PROTECTOR - XL (40 15/16"-44 1/8") (104-112 CM)	80914	1

CE

REINFORCED GLOVES

- Protective gloves against mechanical risks.
- High resistance to abrasion and tearing.
- Protection level: 4132
- Size 10
- Conforms to EN338

	REF	
REINFORCED GLOVES	80906	6

CE

LATEX GLOVES

- Ideal for wet or abrasives tasks.
- For minimal risks only.
- Made of 100% latex.
- Conforms to EN420.

	REF	
LATEX GLOVES	20907	12


SPECIAL TILING SOLES

• SOLES DESIGNED FOR TILERS THAT ALLOW INCREASED CONTACT WITH THE SURFACE.



SET OF SMOOTH SOLES


- Increases contact by 100% approx.

	REF	
SET OF SMOOTH SOLES	05985	1



SET OF SOLES WITH TIPS


- Approximate increase of the contact surface 100%.
- Allow walking on mortar or adhesive screeds without damage in excess.

	REF	
SET OF SOLES WITH TIPS	05986	1




WATERPROOF SUIT

- Made of plastic material resistant to tearing.
- Sealed seams for maximum waterproof protection.
- Jacket with built-in pockets & adjustable hood.
- Double zip with snap buttons.
- Trousers with elasticated waistband for comfort.

	REF	
WATERPROOF SUIT GREEN - XL	81946	5
WATERPROOF SUIT GREEN - XXL	81947	5

ACCESSORIES FOR CLEANING AND FINISHING



Products & Accessories for cleaning and finishing of tiles

Cleaners and Polishers






**RUBI**

SPONGES, FLOATS AND PADS

• COMPLETE RANGE OF SPONGES AND GROUT FLOATS FOR CLEANING AND PROTECTION OF TILES.



SUPERPRO SPONGES

- PLUS models have cuts for increased drag on the dirt.
- Ref. 20905 and 20906 available in Palbox.

	REF				
SUPERPRO SPONGE	20905	8x5 1/6x2 3/4" 20x13x7 cm	1	2	24
SUPERPRO SPONGE PLUS	20917	8x5 1/6x2 3/4" 20x13x7 cm	1	2	24
SWEEPEX SUPERPRO SPONGE	20928	7x4x2 3/4" 18x10x7 cm	3	3	24
SWEEPEX SUPERPRO SPONGE PLUS	20932	7x4x2 3/4" 18x10x7 cm	3	3	24

	REF				
MIXED SUPERPRO SPONGE	20906	8x5 1/6x2 3/4" 20x13x7 cm	4	2	24
MIXED SUPERPRO SPONGE PLUS	20918	8x5 1/6x2 3/4" 20x13x7 cm	4	2	24
MIXED SWEEPEX SUPERPRO SPONGE SPECIAL FOR JOINTS	20992	7x4x2 3/4" 18x10x7 cm	4	3	24
EPOXY CELLULOSE SUPERPRO SPONGE	22928	6 1/4x4x1 9/16" 17x10x4 cm	4	4	12
MIXED EPOXY CELLULOSE SUPERPRO SPONGE	22929	6 1/4x4x1 15/16" 17x10x5 cm	4	4	10



PRO SPONGES

- Polyurethane sponges.
- HIDRO models are highly absorbent.

	REF				
STANDARD PRO SPONGE	24966	6 1/4x4x2 3/4" 17x10x7 cm	2	1	24
HIGH ABSORPTION HIDRO PRO SPONGE	24967	6 1/4x4x2 3/4" 17x10x7 cm	3	3	24





SPONGES, FLOATS AND PADS

• COMPLETE RANGE OF SPONGES AND GROUT FLOATS FOR CLEANING AND PROTECTION OF TILES.



SPONGE FLOAT SUPERPRO


- Floats with SUPERPRO sponge for grout cleaning and finishing.
- PLUS model has cut for increased performance in wiping away dirt.

	REF				
SPONGE FLOAT SUPERPRO	20924	11 1/4x7 1/4x1" / 28x19.5x2.5 cm	1	2	10
SPONGE FLOAT SUPERPRO PLUS	20908	11 1/4x7 1/4x1" / 28x19.5x2.5 cm	1	2	10



SPONGE FLOAT PRO

- Polyurethane foam floats with high absorption.
- The PLUS model has slits for increased performance drag dirt.



	REF				
SPONGE FLOAT PRO	24974	11 1/4x5 1/2x1 3/16" / 28x14x3 cm	3	3	10
SPONGE FLOAT PRO PLUS	24988	11 1/4x5 1/2x1 3/16" / 28x14x3 cm	3	3	10

STANDARD

SWEEPEX | HIDRO

CELLULOSE

ABRASIVE



Absorption level

SWEEPEX® is a registered trade mark.



Resistance to abrasion.

**RUBI**

SPONGES, FLOATS AND PADS

• COMPLETE RANGE OF SPONGES AND GROUT FLOATS FOR CLEANING AND PROTECTION OF TILES.



REPLAC. SUPERPRO SPONGES 12" X 5 11/32" (30X13,5CM)

- Float sponges for cleaning and finishing tile and grout jobs. Interchangeable sponges adaptable to the ergonomic handle. (ref 22912) and secure attachment to other brands.
- Sponges available with different levels of absorption and resistance to abrasion. Comfortable and secure attachment system.
- PLUS models have cuts for increased drag on the dirt.

	REF				
FLOAT WITH REPLACEABLE SUPERPRO SPONGE	22900	12x5 5/16x1 3/16" 30x13.5x4 cm	1	2	10
FLOAT WITH REPLACEABLE SWEEPEX SUPERPRO SPONGE	22916	12x5 5/16x1 3/16" 30x13.5x4 cm	3	3	10
REPLACEABLE SUPERPRO SPONGE	22910	12x5 5/16x1 3/16" 30x13.5x4 cm	1	2	10
REPLACEABLE SUPERPRO SPONGE PLUS	22918	12x5 5/16x1 3/16" 30x13.5x4 cm	1	2	10
REPLACEABLE ABRASIVE SUPERPRO SPONGE	22920	12x5 5/16x1 3/16" 30x13.5x4 cm	4	2	10
REPLACEABLE EPOXY CELLULOSE SUPERPRO SPONGE	22932	12x5 5/16x1 3/16" 30x13.5x3 cm	4	4	10
REPLACEABLE SWEEPEX SUPERPRO SPONGE	22922	12x5 5/16x1 3/16" 30x13.5x3 cm	3	3	10
REPLACEABLE SWEEPEX SUPERPRO SPONGE PLUS	22914	12x5 5/16x1 3/16" 30x13.5x4 cm	3	3	10



HANDLE FOR INTERCHANGEABLE SPONGES AND FOAMS

- Adaptable to 12" x 5 11/32" (30 x 13.5 cm.)
- and 13 13/32" x 6 3/4" (34 x 17 cm.) SUPERPRO sponges and foam replacements.

HANDLE FOR INTERCHANGEABLE SPONGES AND FOAMS

REF

22912

10



SPONGES, FLOATS AND PADS

• COMPLETE RANGE OF SPONGES AND GROUT FLOATS FOR CLEANING AND PROTECTION OF TILES.



RUBBER FOAM SUPERPRO FLOAT REPLACEMENTS



- Rubber foam sponges basis for finishing and final cleanings, adaptable to ergonomic handle (Ref. 22912)
- Available with different hardness and abrasiveness rubber-foam.

	REF		
REPLACEMENT RUBBER FOAM BIG CELL SOFT-L SUPERPRO	22924	12x5 5/16x3/8" 30x13.5x1 cm	10
REPLACEMENT RUBBER FOAM MEDIUM CELL SOFT-M SUPERPRO	22925	12x5 5/16x3/8" 30x13.5x1 cm	10
REPLACEMENT RUBBER FOAM SMALL CELL SOFT-S SUPERPRO	22926	12x5 5/16x3/8" 30x13.5x1 cm	10
REPLACEMENT RUBBER FOAM SMALL CELL HARD-S SUPERPRO	22927	12x5 5/16x3/8" 30x13.5x1 cm	10



RUBBER FOAM WOODEN HANDLE SUPERPRO FLOATS

- For surface finishing and final cleaning.
- Ergonomic wooden handle.
- Different types of rubber foam and hardness, depending on the type of finish.

	REF		
RUBBER FOAM BIG CELL SOFT-L SUPERPRO FLOAT	72975	10x4 5/16x2/16" 25x11x1.5 cm	6
RUBBER FOAM MEDIUM CELL SOFT-M SUPERPRO FLOAT	72976	10x4 5/16x2/16" 25x11x1.5 cm	6
RUBBER FOAM SMALL CELL SOFT-S SUPERPRO FLOAT	72977	10x4 5/16x2/16" 25x11x1.5 cm	6
RUBBER FOAM SMALL CELL HARD-S SUPERPRO FLOAT	72978	10x4 5/16x2/16" 25x11x1.5 cm	6



RUBI



SPONGES, FLOATS AND PADS

• COMPLETE RANGE OF SPONGES AND GROUT FLOATS FOR CLEANING AND PROTECTION OF TILES.



RUBBER FOAM PLASTIC HANDLE SUPERPRO FLOATS



- For surface finishing and final cleaning.
- Ergonomic plastic handle.
- Different types of rubber foam and hardness, depending on the type of finish.

	REF		
RUBBER FOAM BIG CELL SOFT-L SUPERPRO FLOAT	72985	10x4 5/16x9/16" 25x11x1.5 cm	6
RUBBER FOAM MEDIUM CELL SOFT-M SUPERPRO FLOAT	72986	10x4 5/16x9/16" 25x11x1.5 cm	6
RUBBER FOAM SMALL CELL SOFT-S SUPERPRO FLOAT	72987	10x4 5/16x9/16" 25x11x1.5 cm	6
RUBBER FOAM SMALL CELL HARD-S SUPERPRO FLOAT	72988	10x4 5/16x9/16" 25x11x1.5 cm	6



RUBBER FOAM PRO FLOAT

- For finishing and final cleaning of surfaces.

	REF		
COARSE RUBBER FOAM PRO FLOAT 9 1/2" X 4 3/4" (24 X 12 CM.)	24970	9 7/16x4 3/4x1 3/16" 24x12x2 cm	10
COARSE RUBBER FOAM PRO FLOAT 11 1/32" X 5 1/2" (28 X 14 CM.)	24971	11 1/16x5 1/2x1 3/16" 28x14x2 cm	10
FINE RUBBER FOAM PRO FLOAT 9 1/2" X 4 3/4" (24 X 12 CM.)	24972	9 7/16x4 3/4x1 3/16" 24x12x2 cm	10
FINE RUBBER FOAM PRO FLOAT 11 1/32" X 5 1/2" (28 X 14 CM.)	24973	11 1/16x4 3/4x1 3/16" 28x12x2 cm	10





SPONGES, FLOATS AND PADS

• COMPLETE RANGE OF SPONGES AND GROUT FLOATS FOR CLEANING AND PROTECTION OF TILES.



SUPERPRO SPONGE WITH BASE FOR WASHBOY

- Large area reinforced base.
- Especially for use with PLUS RUBICLEAN SUPERPRO washboy.
- Handle included (Ref.70904).
- Polyurethane Sponge

REF				
20914	13 3/8x6 1/4x1 15/16" 34x17x5 cm	3	3	1
20919	13 3/8x6 1/4x1 15/16" 34x17x5 cm	3	3	1



FLOAT WITH 10" (25 CM.) SUPERPRO PADS

- To clean ceramic surfaces and other materials.
- Float with three different roughness replaceable pads; soft (red), medium (blue) and hard (brown).
- Float with three very stuff pads (white).
- 3 sets of pads: very soft (white), soft (red), medium (blue) and hard (brown)
- Available set of 3 pads of different roughness: soft (red), medium (blue) and hard (brown).

REF		
20900	10x4x1" 25x10x2.5 cm	1
20944	10x4x1" 25x10x2.5 cm	1
20971	10x4x1" 25x10x2.5 cm	1
20972	10x4x1" 25x10x2.5 cm	1
20973	10x4x1" 25x10x2.5 cm	1
20974	10x4x1" 25x10x2.5 cm	1
20902	10x4x1" 25x10x2.5 cm	1



RUBI



SPONGES, FLOATS AND PADS

• COMPLETE RANGE OF SPONGES AND GROUT FLOATS FOR CLEANING AND PROTECTION OF TILES.



FELT PRO FLOAT


- To clean ceramic surfaces and other materials.

	REF		
FELT PRO FLOAT	24975	9 7/8x4 3/4x3/8" 24x12x1 cm	10



SPRAYER

- For easy application of cleaning and protection products.

	REF	
SPRAYER 0.19 GL. (0,75 CL.)	21911	1


WASHBOYS

• DIFFERENT MODEL WASHBOYS FOR CLEANING AWAY GROUT OR FINAL CLEAN OF TILING JOB.



RUBICLEAN PLUS SUPERPRO


- Washboy designed for cleaning after grouting ceramic.
- Specially designed to drain the SUPERPRO sponge with base (ref. 20914).
- Dimensions: 23 5/8" x 15 3/4" x 10 5/8" (60 x 40 x 27 cm.)
- Attachable to wheel kit (Ref. 20904) not included.

	REF	
RUBICLEAN PLUS SUPERPRO WASHBOY	20916	1



RUBICLEAN TRIPLE SUPERPRO

- Plastic washboy, lightweight and high resistance.
- Equipped with 3 spiral rollers for further draining.
- Includes wheels and carrying handle.
- Capacity: 5.3 gl. (24 L.)
- Useful capacity: 2.2 gl. (10 L.)
- Dimensions: 20 7/8" x 11 1/32" x 14 9/16" (53 x 28 x 37 cm.)
- Supplied assembled and in 1 unit box.

	REF	
RUBICLEAN TRIPLE SUPERPRO WASHBOY	21995	1



RUBI


WASHBOYS

• DIFFERENT MODEL WASHBOYS FOR CLEANING AWAY GROUT OR FINAL CLEAN OF TILING JOB.



RUBICLEAN SUPERPRO


- Plastic washboy, light and heavy duty, with two squeeze rollers and separation-decantation system of sewage.
- Includes wheels and carrying handle.
- Capacity: 5.3 gl. (24 l.)
- Useful capacity: 4.2 gl. (19 l.)
- Dimensions: 20 1/2" x 10 5/8" x 12" (52 x 27 x 30 cm.)
- Supplied assembled and in 1 unit case.
- Available in Palbox of 10 units (Ref. 69964).

	REF	
RUBICLEAN SUPERPRO WASHBOY	21998	1



RUBICLEAN SUPERPRO 1 SET

- Consisting of:
- RUBICLEAN SUPERPRO washboy (Ref. 21998)
- Sponge float SUPERPRO PLUS (Ref. 20908)
- Latex gloves (Ref. 20907)

	REF	
RUBICLEAN SUPERPRO 1 SET	69914	1


WASHBOYS

• DIFFERENT MODEL WASHBOYS FOR CLEANING AWAY GROUT OR FINAL CLEAN OF TILING JOB.



RUBICLEAN SUPERPRO 2 SET


- Consisting of:
- RUBICLEAN SUPERPRO washboy (Ref. 21998)
- Sponge float SUPERPRO (Ref. 20924)
- Termoflex rubber grout float SUPERPRO (Ref. 65976)

	REF	
RUBICLEAN SUPERPRO 2 SET	69915	1



RUBICLEAN PRO

- Plastic washboy with two squeeze rollers.
- Wheels built into the base.
- Capacity: 5.3 gl. (24 l.)
- Useful capacity: 3.7 gl. (17 l.)
- Dimensions: 20 1/2" x 10 5/8" x 10 1/4" (52 x 27 x 26 cm.)
- Supplied assembled and in 1 unit case.
- Available in Palbox of 12 units (Ref. 69948)

	REF	
RUBICLEAN PRO WASHBOY	25949	1



RUBI


WASHBOYS

• DIFFERENT MODELS OF WASHBOYS FOR THE CLEANING PROCESS OF THE GROUTING OR AT LAST CLEANS OF THE JOB.



RUBICLEAN PRO 1 SET


- Consisting of:
- RUBICLEAN PRO washboy (Ref. 25949)
- Sponge float PRO (Ref. 24974)
- Grout float PRO 11"x5"x13/32" (28x14x1cm) (Ref. 24969)

	REF	
RUBICLEAN PRO 1 SET	68902	1



RUBICLEAN PRO 2 SET

- Consisting of:
- RUBICLEAN PRO washboy (Ref. 25949)
- Float with replaceable SWEEPEX SUPERPRO sponge (Ref. 22916)
- Rubber grout float SUPERPRO (Ref. 65971)
- 45° Notched trowel 11" (28 cm) 13/32"x13/32" (10x10) (Ref. 75948)

	REF	
RUBICLEAN PRO 2 SET	69949	1



SPOMATIC-250

CLEANS AND DEFINES IN ONE TRY.

For cleaning and finishing grouting.

- Electric cleaner with high-performance pick-up sponge.
- For cleaning and finishing grouting.
- Drained and sponge cleaning with adjustable pressure.
- Adjustable water flow through separate pump.
- It incorporates a new system of self-regulated pressure mangle, with 2 working positions.
- Maximum cleaning width from 17" (43 cm.).
- Easy operation and foldable handle for an easy transport.
- Sponge (Ref. 62950) included.
- Electric cord; 33 ft. (10 m.)



	REF		W			
SPOMATIC-250	62900	230V / 50Hz.	370 W	84 Lb 38 kg	1	2



RUBI

ELECTRIC GROUT CLEANER

- ELECTRICAL CLEANER WITH HIGH PERFORMANCE ABSORBING SPONGE.
- FOR GROUT AND EPOXY CLEANING.



SPOMATIC-250 SPONGE

- SPOMATIC-250 replacement sponge

	REF	
REPLACEMENT SPOMATIC-250 SPONGE	62950	1



SPOMATIC-250 SPONGE PLUS

- Replacement high performance sponge for SPOMATIC-250.
- Life long composition.

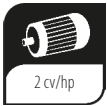
	REF	
REPLACEMENT SPOMATIC-250 SPONGE PLUS	62951	1



SPOMATIC-250 SPONGE EPOXY

- Replacement sponge SPOMATIC-250 special for EPOXY grout.

	REF	
REPLACEMENT SPOMATIC-250 SPONGE EPOXY	62952	1



RUBILIM

POWERFUL AND VERSATILE

Cleans, polishes, brightens, grout, crystallizes, and waxing by changing the accessory.

- 2 HP single phase motor
- 3 working speeds: 60, 120, 180 r.p.m.
- IP54.
- Handles high strength aluminum with rubber coating.
- With instant soft start and stop, maintains a large performance cleaning, polishing floors and crystallized.
- Handlebar locking system.
- Rubber wheels placed in external position for stability.
- Band incorporates neutral color bumpers to avoid staining the walls.
- Electric cord; 33 ft. (10 m.).
- Includes Polypropylene brush (Ref. 60970) and liquid tank of 2.9 gl. (13 l.).



REF	W		RPM				
RUBILIM-50-NDS	62969	1500 W	230V/50-60Hz	60-120-180	99 Lb 45 kg	1	2

**RUBI**

ACCESSORIES FOR ROTARY CLEANING

• ROTATING MACHINES WITH A WIDE RANGE OF ACCESSORIES FOR CLEANING AND PAVING TREATMENTS



POLYPROPYLENE BRUSH

- General cleaning

	REF	
POLYPROPYLENE BRUSH 16" (40 CM.)	60950	1
POLYPROPYLENE BRUSH 20" (50 CM.)	60970	1



NATURAL FIBRE BRUSH

- For cleaning delicate surfaces and shining of waxes.

	REF	
NATURAL FIBRE BRUSH 16" (40 CM.)	60959	1
NATURAL FIBRE BRUSH 20" (50 CM.)	60979	1



CARBORUNDUM BRUSH

- Special carborundum & polyamide brush for very aggressive cleaning.

	REF	
CARBORUNDUM BRUSH 16" (40 CM.)	61920	1
CARBORUNDUM BRUSH 20" (50 CM.)	61921	1



VULKOLAN GROUTER

- To fill the joints between tiles.
- Specially for cement based grout mortars.

	REF	
VULKOLAN GROUTER 16" (40 CM.)	60951	1
VULKOLAN GROUTER 20" (50 CM.)	60971	1
VULKOLAN GROUTER 16" (40 CM.) SPARE PART	60952	1
VULKOLAN GROUTER 20" (50 CM.) SPARE PART	60972	1



METALLIC DISC

- For float finish of mortar and concrete pavements.

	REF	
METALLIC DISC 20" (50 CM.)	60980	1

ACCESSORIES FOR ROTARY CLEANING

• ROTATING MACHINES WITH A WIDE RANGE OF ACCESSORIES FOR CLEANING AND PAVING TREATMENTS



VERY SOFT PAD


- For wax applying and cleaning delicate floors

	REF	
VERY SOFT PAD 16" (40 CM.)	60958	5
VERY SOFT PAD 20" (50 CM.)	60978	5



PAD HOLDER


- Basis to adapt pads, diamond strips and steel wool.

	REF	
PAD HOLDER 16" (40 CM.)	60954	1
PAD HOLDER 20" (50 CM.)	60974	1



VERY ABRASIVE PAD

- For resistant floors and aggressive cleaning

	REF	
VERY ABRASIVE PAD 16" (40 CM.)	60955	5
VERY ABRASIVE PAD 20" (50 CM.)	60975	5



ABRASIVE PAD


- For standard floors and deep cleaning.

	REF	
ABRASIVE PAD 16" (40 CM.)	60956	5
ABRASIVE PAD 20" (50 CM.)	60976	5



SOFT PAD

- To be used in marble and other soft surfaces.

	REF	
SOFT PAD 16" (40 CM.)	60957	5
SOFT PAD 20" (50 CM.)	60977	5

**RUBI**

ACCESSORIES FOR ROTARY CLEANING

• ROTATING MACHINES WITH A WIDE RANGE OF ACCESSORIES FOR CLEANING AND PAVING TREATMENTS



DIAMONDIZED STRIP

- For smoothing and polishing marble, terrazzo and granite.
- Best performance 10,750 Sq. ft. (1000 m2) recommended the simultaneous use of 4 units. Use with support 60954 or 60974. 60 (green/very abrasive), 120 (black/abrasive), 220 (orange/medium), 400 (brown/soft), 800 (white/very soft)

	REF	
DIAMONDIZED STRIP - GRAIN 60	61902	4
DIAMONDIZED STRIP - GRAIN 120	61903	4
DIAMONDIZED STRIP - GRAIN 220	61904	4
DIAMONDIZED STRIP - GRAIN 400	61905	4
DIAMONDIZED STRIP - GRAIN 800	61906	4



WEIGHT SET FOR RUBILIM-N

- Two weights of 28.6 lb. (13 kg.) in total, adaptable to RUBILIM-40-NDS and RUBILIM 50-NDS.
- Necessary to polishing and crystallized.

	REF	
WEIGHT SET FOR RUBILIM-N	61969	1



STEEL WOOL

- To crystallize surfaces of natural stone and terrazzo.
- No.1 for delicate surfaces.
- No. 2 for normal surfaces.
- Packaging: Bag of 4 coils of 5.5 lb. (2.5 kg.) Necessary to use CRYSTALLIZER liquid .

	REF	
STEEL WOOL Nº1	61916	1
STEEL WOOL Nº2	61914	1



FRANKFURT ABRASIVE STONE SUPPORT

- Support that allows the setting of 4 stones to polish type "Frankfurt".


	REF	
FRANKFURT ABRASIVE STONE SUPPORT 16" (40 CM.)	60964	1



ABRASIVE PAPER SUPPORT

- Dragging support for abrasive discs (mesh or paper) ..

	REF	
ABRASIVE PAPER SUPPORT 16" (40 CM.)	60960	1



PAL BOX AND DISPLAYS

Index by References





RUBI


PAL BOX AND DISPLAYS

• PRODUCT DISPLAY UNITS FOR PLACEMENT OF PRODUCT AT SELLING POINT.



SUPERPRO SPONGE


- Contains x135 units of ref. 20905.
- Dimensions: 23" x 15" x 47" (60 x 40 x 120 cm.).

	REF	
SUPERPRO SPONGE PALBOX	69955	1



MIXED SUPERPRO SPONGE


- Contains x135 units or ref. 20906.
- Dimensions: 23" x 15" x 47" (60 x 40 x 120 cm.).

	REF	
MIXED SUPERPRO SPONGE PALBOX	69957	1



HIDRO PRO SPONGE

- Contains x160 units of ref. 24967.
- Dimensions: 23" x 15" x 42" (60 x 40 x 105 cm.).

	REF	
HIDRO PRO SPONGE PALBOX	69979	1

PAL BOX AND DISPLAYS

• PRODUCT DISPLAY UNITS FOR PLACEMENT OF PRODUCT AT SELLING POINT.



TILE LEVEL SET


- Contains x20 units of ref. 02992
- Includes 7" LCD with video demonstration.
- Dimensions: 23" x 15" x 47" (60 x 40 x 120 cm.)

	REF	
TILE-LEVEL PALBOX WITH SCREEN (20 SETS)	02993	1



KIT TILE_LEVEL QUICK

- Contains 16 Kits TILE-LEVEL QUICK (Ref. 02941)
- It Includes LCD 7" screen with demo video.
- Dimensions: 60 x 40 x 120 cm.

	REF	
PALBOX KIT TILE-LEVEL QUICK	02998	1



RUBI


PAL BOX AND DISPLAYS

• PRODUCT DISPLAY UNITS FOR PLACEMENT OF PRODUCT AT SELLING POINT.



KIT DELTA LEVELLING SYSTEM

- It Contains:
- 10 Delta Levelling System kits.
- 8 bags wedges DELTA Levelling System B-100 u.
- 8 Bags flanges DELTA Levelling System B-200 u.
- Dimensions: 60 x 40 x 120 cm.


	REF	
PAL BOX 1MM DELTA LEVELLING SYSTEM	02896	1
PAL BOX 1,5MM DELTA LEVELLING SYSTEM	02897	1
PAL BOX 2MM DELTA LEVELLING SYSTEM	02898	1

(NOT AVAILABLE FOR UK, USA AND AUSTRALIA)



RUBICLEAN SUPERPRO WASHBOY


- Contains x10 units of Ref. 21998
- Washboys are NOT supplied assembled.
- Dimensions: 22" x 12" x 42" (56 x 31 x 109 cm.).

	REF	
RUBICLEAN SUPERPRO TRAY PALBOX	69964	1



RUBICLEAN PRO WASHBOY

- Contains x12 units of ref. 25949
- Washboys are NOT supplied assembled.
- Dimensions: 22" x 12" x 42" (56 x 31 x 109 cm.).

	REF	
RUBICLEAN PRO TRAY PALBOX	69948	1

DISPLAYS

• VARIOUS DISPLAY UNITS TO SHOW RUBI PRODUCTS, OPTIMIZING SPACE AVAILABLE AND HELPING TO PROMOTE SALES.



GENERAL DISPLAY STAND

- Trays and shelves are optional.

	REF	
GENERAL DISPLAY 40" X 89" (100CM X 225CM)	90311	1
GENERAL DISPLAY 25" X 89" (65CM X 225CM)	90312	1
GENERAL DISPLAY 40" X 89" (100CM X 40CM) SHELF	90570	1
GENERAL DISPLAY 40" (100 CM.) TRAY	90606	1
GENERAL DISPLAY 25" X 89" (65CM X 40CM) SHELF	90571	1
GENERAL DISPLAY 25" (65 CM.) TRAY	90607	1



DISPLAY FOR RUBI MIXERS


- Display stand to hold two mixers and various mixing paddles.

	REF	
DISPLAY FOR MIXERS	90301	1



DISPLAY FOR MANUAL TILE CUTTERS

- Capacity to display 3 manual tile cutters.

	REF	
DISPLAY FOR MANUAL CUTTERS.	90305	1



RUBI


DISPLAYS

• VARIOUS DISPLAY UNITS TO SHOW RUBI PRODUCTS, OPTIMIZING SPACE AVAILABLE AND HELPING TO PROMOTE SALES.

DISPLAY FOR EASYGRES DRILL BITS

• Table top display for Easy Gres sets and drill bits of various diameters.



	REF	
DISPLAY STAND FOR EASYGRES DRILL BITS	90176	1

DISPLAY FOR RUBI SCORING WHEELS

• Table top display for various scoring wheels.




	REF	
DISPLAY STAND FOR SCORING WHEELS	90177	1

DISPLAY FOR RUBI DIAMOND BLADES

- Desktop Display for blade saws up to 10" (250mm).
- capacity:
- 20 blades 4 1/2", 5" (115mm,125mm)
- 10 blades of 7", 9", 10" (180mm,230mm,250mm)



	REF	
DIAMOND-BLADE DESKTOP DISPLAY	90784	1

INDEX BY REFERENCE



REF	PAG	REF	PAG	REF	PAG	REF	PAG	REF	PAG	REF	PAG	REF	PAG	REF	PAG	REF	PAG
01945	46	02845	190	02974	179	04993	106	13937	39	20917	230	25907	144	30962	100	37316	149
01946	46	02846	190	02980	187	04995	106	13938	39	20918	230	25910	93	30963	100	37318	149
01947	47	02847	191	02981	187	04999	112	13939	37	20919	235	25911	98	30964	100	37320	149
01948	47	02848	191	02982	187	05000	56	13940	37	20924	231	25912	98	30972	95	37520	149
01949	46	02849	191	02989	189	05001	107	13941	37	20928	230	25913	98	30973	95	38211	150
01950	46	02850	190	02992	187	05002	107	14943	41	20932	230	25914	98	30974	95	38416	150
01952	47	02851	190	02993	249	05003	107	14944	41	20944	235	25915	92	30975	95	45305	77
01958	53	02852	190	02994	184	05004	109	14945	41	20971	235	25916	92	30976	95	45434	77
01959	48	02853	190	02995	184	05005	109	14946	41	20972	235	25917	92	30995	97	45910	61
01960	53	02854	190	02998	249	05006	109	14947	41	20973	235	25918	92	30996	97	45911	61
01961	47	02855	190	04904	112	05007	109	14948	41	20974	235	25925	60	30997	97	45915	61
01962	49	02856	190	04909	112	05008	109	14975	35	20992	230	25926	60	31906	100	45916	61
01964	47	02857	190	04910	107	05009	109	14976	35	21911	236	25927	60	31909	100	45918	61
01965	49	02858	190	04911	107	05010	56	14977	35	21995	237	25934	98	31910	100	50900	114
01970	48	02859	181	04912	107	05011	109	14980	33	21998	238	25935	98	31915	93	50903	111
01971	48	02860	181	04913	107	05025	57	14981	33	22900	232	25938	92	31932	94	50907	115
01974	52	02861	181	04914	107	05031	57	14982	33	22910	232	25940	125	31933	94	50909	110
01975	51	02862	181	04915	107	05061	113	14985	35	22912	232	25942	125	31934	94	50917	107
01976	51	02863	181	04916	107	05062	113	14986	35	22914	232	25943	127	31935	94	50921	114
01977	52	02864	181	04917	107	05063	113	14987	35	22916	232	25944	125	31936	100	50936	107
01978	51	02865	191	04918	111	05064	113	14988	33	22918	232	25945	60	31937	100	50937	114
01979	52	02866	190	04919	112	05065	113	14989	33	22920	232	25946	131	31938	100	50938	108
01991	48	02867	190	04920	112	05066	113	14990	33	22922	232	25948	125	31939	100	50939	85
01992	49	02868	190	04921	112	05067	113	15749	54	22924	233	25949	239	31952	93	50944	107
01993	49	02869	190	04922	112	05069	113	15930	15	22925	233	25954	44	31953	93	50947	115
01994	49	02870	190	04923	112	05072	165	15931	15	22926	233	25955	44	31956	93	50954	87
01995	50	02890	189	04924	112	05073	77	15932	15	22927	233	25956	44	31957	93	50956	86
01996	51	02891	189	04925	112	05074	77	17905	17	22928	230	25963	60	31958	93	50957	86
02000	178	02892	189	04926	112	05075	45	17906	17	22929	230	25964	60	31972	96	50958	86
02001	179	02893	189	04927	112	05076	107	17951	23	22932	232	26922	126	31973	96	50959	86
02002	179	02894	189	04928	112	05078	113	17952	23	24949	125	26923	126	31975	96	50962	88
02030	178	02895	189	04929	112	05079	113	17953	23	24954	125	26924	126	31978	96	50963	87
02031	178	02896	250	04930	110	05081	113	17954	23	24956	60	26930	126	31980	92	50964	89
02036	180	02897	250	04931	110	05082	113	17970	21	24958	125	30882	93	31981	92	50968	87
02037	180	02898	250	04932	110	05085	227	17971	21	24966	230	30883	93	31982	92	50969	87
02063	181	02901	178	04933	110	05086	227	17974	21	24967	230	30888	93	32902	96	50994	86
02064	182	02902	179	04934	110	05087	107	17978	19	24968	153	30900	97	32903	96	50996	107
02123	185	02903	179	04937	110	05088	107	17979	19	24969	153	30901	97	32908	96	50998	89
02124	185	02904	180	04960	106	05089	107	18910	30	24970	234	30902	97	32922	94	50999	89
02125	185	02905	180	04962	106	05090	107	18911	29	24971	234	30904	95	32923	94	51810	81
02126	185	02911	178	04963	111	05091	107	18912	50	24972	234	30923	99	32926	94	51910	80
02127	185	02912	178	04964	106	05092	107	18913	31	24973	234	30925	99	32928	94	51914	78
02128	185	02923	181	04965	106	05093	107	18914	50	24974	231	30926	99	32929	94	51915	78
02129	185	02924	182	04966	106	05094	107	18920	13	24975	236	30928	99	32932	96	51916	79
02130	185	02925	182	04967	106	10607	153	18921	13	24983	43	30929	99	32933	96	52900	71
02131	185	02926	182	04968	106	10665	145	18922	13	24984	43	30930	99	32940	92	52903	71
02132	185	02941	189	04970	111	12923	54	18923	13	24985	43	30931	99	32942	92	52905	73
02133	185	02946	187	04971	111	12924	54	18972	13	24986	125	30942	98	32943	92	52906	73
02135	185	02947	187	04972	111	12954	25	18973	13	24988	231	30943	98	32948	92	52910	71
02274	185	02948	187	04973	111	12955	27	18974	13	24994	128	30945	98	32970	98	52913	71
02279	185	02949	187	04974	111	12956	25	18975	13	24995	128	30946	98	32971	98	52915	73
02393	180	02950	182	04975	111	12957	27	18980	54	24996	128	30948	98	32972	98	52916	73
02395	182	02951	182	04976	111	12958	25	19901	166	24997	128	30949	98	32974	98	52917	73
02396	182	02952	178	04977	111	12959	27	20900	235	24998	128	30950	98	32975	98	52918	73
02397	182	02953	179	04981	111	12980	42	20902	235	24999	128	30951	98	35518	147	52919	73
02839	190	02954	179	04987	111	12981	42	20905	230	25900	144	30955	99	35520	147	52920	69
02840	190	02955	180	04988	111	12985	42	20906	230	25901	144	30956	99	37116	148	52921	69
02841	190	02956	184	04989	111	12986	42	20907	226	25902	144	30958	99	37118	148	52922	69
02842	190	02957	184	04990	106	13932	37	20908	231	25903	144	30959	99	37258	148	52923	69
02843	190	02972	178	04991	106	13934	39	20914	235	25905	144	30960	99	37268	148	52925	69
02844	190	02973	179	04992	106	13935	39	20916	237	25906	144	30961	99	37314	148	52930	69



INDEX BY REFERENCE

REF	PAG	REF	PAG	REF	PAG	REF	PAG	REF	PAG	REF	PAG	REF	PAG	REF	PAG	REF	PAG
52931	69	60960	246	65908	163	65987	137	70964	177	73913	156	75960	140	81998	223	88772	216
52932	69	60964	246	65912	163	65988	137	70965	175	73914	156	75962	137	81999	224	88773	218
52933	69	60970	244	65913	163	65989	136	70968	177	73973	137	75965	166	82960	169	88774	219
52934	69	60971	244	65914	163	65990	171	71894	167	74904	136	75970	140	82961	169	88775	216
52935	69	60972	244	65915	222	65991	143	71895	167	74905	136	76808	148	82963	168	88776	215
52940	69	60974	245	65919	155	65992	143	71896	167	74906	136	76809	148	82964	169	88778	216
52941	69	60975	245	65922	57	65993	143	71897	167	74911	138	76904	129	82980	167	88798	169
52942	69	60976	245	65924	57	65994	143	71898	167	74913	138	76905	129	82986	167	88799	197
52943	69	60977	245	65925	170	65999	143	71899	167	74914	138	76906	129	83942	169	88803	213
52944	69	60978	246	65926	170	66810	157	71903	154	74936	141	76907	129	83949	83	88804	204
52945	69	60979	244	65927	130	66811	157	71904	154	74937	141	76917	130	83971	152	88811	194
54822	79	60980	246	65928	130	66812	157	71922	139	74938	141	76918	130	83972	152	88813	195
54844	80	60991	160	65929	130	66813	157	71923	139	74940	141	76919	130	83991	83	88814	195
54911	65	60993	177	65930	130	66900	164	71924	139	74941	141	76920	174	83992	152	88900	207
54912	65	60994	177	65931	131	66904	164	71925	139	74942	141	76921	174	83993	152	88901	207
54913	65	60996	139	65933	131	66905	163	71926	139	74943	141	76922	174	88511	202	88902	207
54914	65	60997	139	65934	131	66906	163	71927	139	74945	136	76923	174	88513	201	88903	208
54933	67	60998	160	65935	154	66907	163	71928	139	74947	136	76924	174	88514	200	88904	208
54934	67	61902	245	65937	155	66908	163	71941	152	74948	136	76925	174	88515	200	88906	213
54935	67	61903	245	65938	155	66909	163	71942	152	74957	144	76926	174	88516	201	88907	208
54936	67	61904	245	65939	130	66910	163	71943	152	74958	144	76927	174	88517	201	88908	213
54939	78	61905	245	65940	165	66940	159	71944	152	74959	144	76928	174	88519	202	88911	213
54991	79	61906	245	65941	162	66941	159	71946	152	74960	144	76929	174	88520	202	88912	212
54993	79	61914	246	65942	162	66942	159	71947	152	74961	144	76930	174	88570	210	88913	212
54994	80	61916	246	65943	224	66943	159	71954	166	74963	144	76931	174	88700	217	88914	212
54999	81	61920	244	65944	165	66944	159	71967	132	74976	143	76932	175	88701	217	88915	214
55903	63	61921	244	65945	165	68902	240	71969	132	74979	143	76933	175	88702	217	88916	214
55905	63	61950	124	65946	165	68923	108	71970	170	74980	141	76934	175	88703	217	88921	203
55906	63	61951	124	65947	152	69914	238	71971	169	74981	141	76935	175	88704	217	88922	204
55907	63	61969	244	65948	152	69915	239	71972	169	74982	141	76936	175	88705	217	88924	204
55938	63	61974	121	65949	152	69948	250	71974	157	75012	147	76937	175	88706	217	88927	205
55939	63	61975	121	65950	136	69949	240	72906	141	75014	147	76938	175	88707	217	88928	205
55941	67	61976	121	65951	143	69955	248	72907	141	75016	147	76939	175	88708	217	88929	209
55942	67	61977	121	65952	170	69957	248	72908	141	75416	147	76940	130	88709	217	88930	210
55943	67	62900	241	65954	154	69964	250	72909	141	75418	147	76941	129	88710	217	88931	209
55944	67	62950	242	65955	143	69979	248	72910	141	75420	147	76942	129	88720	218	88932	209
55989	63	62951	242	65957	157	70902	155	72911	141	75900	176	76943	129	88721	218	88933	211
56940	75	62952	242	65958	137	70904	155	72915	137	75901	176	76944	129	88722	218	88934	211
56942	75	62969	243	65959	137	70905	154	72916	138	75902	176	77116	148	88723	218	88935	211
57991	78	62970	120	65960	136	70906	136	72917	141	75903	176	77118	148	88724	218	88936	210
58850	83	62971	120	65962	157	70910	156	72918	138	75904	176	77258	149	88725	218	88937	206
58851	83	62972	120	65963	157	70911	156	72919	141	75905	176	77268	149	88726	218	88938	206
58852	83	62973	120	65965	143	70912	156	72931	168	75909	176	77279	149	88727	218	88939	206
58853	83	62974	120	65966	143	70913	156	72941	160	75913	147	77314	149	88728	218	88940	214
58854	83	62975	120	65967	143	70914	156	72953	160	75915	147	77316	149	88729	218	88941	203
58856	83	62976	120	65968	143	70915	168	72954	131	75923	142	77318	149	88730	218	90176	252
58857	83	62977	120	65969	143	70916	168	72960	157	75924	142	77320	149	88750	219	90177	252
58859	83	62978	119	65970	153	70917	168	72961	157	75925	161	77418	149	88751	219	90301	251
58860	83	62979	119	65971	153	70918	168	72963	155	75928	145	79050	150	88752	219	90305	251
58863	83	62980	119	65972	153	70920	162	72975	233	75929	145	80902	225	88753	219	90311	251
60202	132	62981	119	65973	153	70922	168	72976	233	75930	145	80903	225	88754	219	90312	251
60265	132	62982	119	65975	153	70924	168	72977	233	75931	145	80906	226	88755	219	90570	251
60950	244	62983	119	65976	153	70925	160	72978	233	75946	142	80913	226	88756	219	90571	251
60951	244	62984	119	65979	162	70926	161	72980	163	75947	142	80914	226	88757	219	90606	251
60952	244	62985	119	65980	171	70928	160	72985	234	75948	142	80918	225	88758	219	90607	251
60954	245	62986	121	65981	171	70929	161	72986	234	75950	140	80932	162	88759	219	90784	252
60955	245	65450	155	65982	136	70930	56	72987	234	75953	140	80933	162	88760	198		
60956	245	65900	164	65983	137	70931	56	72988	234	75955	140	81946	227	88761	199		
60957	245	65904	163	65984	136	70932	168	73909	156	75957	140	81947	227	88763	219		
60958	246	65905	163	65985	136	70933	162	73911	156	75958	140	81989	223	88770	215		
60959	244	65907	157	65986	136	70934	162	73912	156	75959	140	81994	222	88771	217		

SYMBOLGY AND CERTIFICATIONS

In this catalogue to provide reader's with the maximum amount of information and to be as clearly as possible, we have used the following symbols:

	2+1 years warranty		Adjustable flow		Cut Length		Maximum drill length		Metallic
	2+3 years warranty		Smart Power		Tip-up table for mitring		Mixing capacity		Reinforced Handle
	2 year warranty		Soft		Stainless steel table		Regulable		Flexible
	Units per pallet		MAGNET		INCH/MM. ruler		Max Height of the head		Comfort
	Units per box		Cutting height		Tip-up table for mitring		Rod's head diametre		Spout to prevent spillages
	Net weight without packaging		Separator power		Repetitive cuts		Wide notched trowel		UV Ray Resistant
	Gross weight		Fixed separator		Foldable head		Notched height trowel		Reinforced
	With carrying case		Mobile separator		Angular measurement		Notched Radius Trowel		Strong
	Weight with carrying case		Repetitive cuts		Plunge Effect		Trowel length		Embossed Scale
	Power supply		45° cuts		Folding legs		Trowel width		Smokeless
	Revolutions per minute		Base accessory		Mobile cart		Bags per box		Recycled Tyre Rubber
	Watts		Angular measuring		Level		N° tile spacers per bag		Light
	Cutting length		Dual reinforced guide		Laser		Tile spacers for box		Antishock
	Diagonal cutting length		PURE POWER		Fast-in		Sponge size		Easy Use
	Cutting height		One Hand Action		Wet cutting		Absorption level (1-4)		Reduced dust and noise
	Separator power		Ergo Trolley Included		Dry cutting		Resistance to abrasion (1-4)		Easy Cleaning
	Mitre cutting length		Back Pack Optional		With blade		45°		Height of bucket
	Miter Thickness cut		Zero Dust		Outside diameter		Resistant to extreme temperatures		Bottom diameter
	Maximum cutting thickness - 1 stroke or 2 strokes		1 hour of continuous work maximum, recommended by TNO		Inside diameter		Hardness and Robustness		Top diameter
	Length Width Height (machine overall dimensions)		3 hours of continuous work maximum, recommended by TNO		Disc segment high		Recycled material		Useable height
	Wall chaser effect		Power		Segment Thickness		Easy		

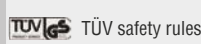


Germans Boada SA and its subsidiaries comply with the Directive 2002/96/EC on waste electrical and/or electronic and Directive 2002/95/EC on the restriction of certain substances in their manufacture, applying the law of each member state according to EEC your specific criteria. (WEEE, WEEE, ECORAE, etc ...) (RoHS).

Images are for illustration purposes and may change without notice.

*The gross weight of some electrical machines may vary depending on the type of pallet and carton type used in packaging.

**Any manipulation or modification of machine voids the warranty. Our warranty covers defects in manufacturing or assembly in accordance with the applicable law.



Note: Any reproduction of all or part of this catalogue without prior approval of Germans Boada, SA is forbidden

RUK : Ref. 92292

EXPORT : Ref. 92293

OCEAN : Ref. 92294

SRT : Ref. 92295

8 413797 922950

8 413797 922943

8 413797 922936

8 413797 922929

8 413797 922922



Building Together

GERMANS BOADA S.A.

Pol. Can Rosés, Avda. Olímpíades 89-91, P.O.BOX 14
08191 RUBI (Barcelona) SPAIN
Tel. 34 936 80 65 00 · Fax. 34 936 80 65 01
E-mail: gboada@rubi.com

GERMANS BOADA S.A. MADRID

Marie Curie, 7, edif. B, bajos 7
28521 Rivas Vaciamadrid - SPAIN
Tel. 34 914 99 48 63
Fax. 34 914 99 48 70
E-mail: gboada.madrid@rubi.com

GERMANS BOADA S.A. SANTA OLIVA

Ronda de l'albornar, 24-26
43710 Santa Oliva
(Tarragona) SPAIN
Tel. 34 977 16 90 50
Fax. 34 977 16 90 51
E-mail: gboada@rubi.com

P

LUSARUBI Lda.

Estrada de Coselhas,
Lote 21/22 R/C Dto.
3000-125 COIMBRA - PORTUGAL
Tel. 351 239 492 430
Fax. 351 239 492 431
E-mail: lusarubi@rubi.com

F

RUBI FRANCE S.A.R.L.

Immeuble Oslo
19 Avenue de Norvège
91953 LES ULIS - FRANCE
Tel. 33 1 69 18 17 85
Fax. 33 1 69 18 17 89
E-mail: rubifrance@rubi.com

USA

RUBI TOOLS USA Inc.

10813 NW 30th Street, Suite 110
DORAL, FLORIDA 33172 USA
Phone. 1 305 715 9892
Fax. 1 305 715 9898
E-mail: rubitools.usa@rubi.com

CAN

RUBI CANADÁ

Tel. 1866 872 7825
Fax. 1305 715 9898
E-mail: rubicanada@rubi.com

D

RUBI DEUTSCHLAND GmbH

Mollsfeld 5
40670 Meerbusch
DEUTSCHLAND
Tel. 49 (0) 2159 814 49 29
Fax. 49 (0) 2159 814 49 31
E-mail: rubideutschland@rubi.com

A

NL

RUBI BENELUX BV.

Weidehek, 70
4824 AS BREDA
NEDERLAND
Tel. 31 (0) 76 57 29 200
Fax. 31 (0) 76 57 20 190
E-mail: rubibenelux@rubi.com

L

B

ZH

苏州瑞比机电科技有限公司

SUZHOU RUBI TECHNOLOGIES Co.,Ltd
苏州工业园区唯新路18号
B Block, No.18, Weixin Road, Suzhou Industrial Park, 215122 Suzhou, China
电话: 86 (0) 512 6662 6100
传真: 86 (0) 512 6662 6101
E-mail: rubitechnologies@rubi.com

UK

RUBI UK LTD.

Units 16 & 17, Easter Park,
Ferry Lane
Rainham, Essex
RM13 9BP - UNITED KINGDOM
Phone 44 (0) 1708559609
Fax 44 (0) 1708553813
E-mail: rubiuk@rubi.com

PL

RUBI POLSKA Sp. z o.o.

ul. Karczunowska 43
02-871 Warszawa
POLSKA
Tel. +48 (0) 226 44 51 61
Fax. +48 (0) 226 44 58 45
E-mail: rubipolska@rubi.com

MEX

GERMANS BOADA MEXICO SA DE CV.

C/ Paseo de la Reforma 107
Int601; Tabacalera
Ciudad de Mexico (06030)
mexico@rubi.com
Telf: +52 55 5592 4907
Telf: +52 55 5592 5386
Fax: +52 55 5563 4444

RUBI ROSSIA

mob. +7 903 153 30 46
tel.: +34 936806500
факс: +34 936806501
E-mail: rubirossia@rubi.com

RUBI SUOMI

GERMANS BOADA SIVULIKE SUOMESSA
Keilaranta 16
02150 ESPOO - SUOMI - FINLAND
Tel. +358 (0)9 2510 7400
Fax. +358 (0)9 2510 7100
E-mail: rubisuomi@rubi.com

GERMANS BOADA S.A.

MERCATO ITALIANO
Via Porrettana, 363
40037 - Sasso Marconi (BO)
ITALIA
E-mail: commerciale@rubi.com



RUBI WEST AFRICA

E-mail: rubiwestafrica@rubi.com

RUBI VENEZUELA

GERMANS BOADA S.A.
Tel. (58-212) 0416 6105401
Tel. (58-212) 0414 3219433
Tel./Fax (58) 0212 2722861
E-mail: rubivenezuela@rubi.com

RUBI CHILE

GERMANS BOADA S.A.
Los Militares # 5620, Oficina 1503
Los Condes (Santiago de Chile) CHILE
Tel. (56-2) 2 933 74 92
E-mail: rubichile@rubi.com

RUBI COLOMBIA

Cra. 11a #94-56, Oficina 501
Bogotá D.C. COLOMBIA
Tel. (+ 571) 749 85 08

RUBI TÜRKİYE

Demir Makine Ticaret Ve Sanayi Ltd. Şti.
Emekyemez Mah. , Buğulu Sok. No:9a Karaköy
İstanbul - Türkiye - Turkey
Tel. (212) 237-2224
Fax. (212) 237-2252
E-mail: rubiturkiye@rubi.com

RUBI MAROC

Indusmat S.A.R.L
1075, Bd. Mohamed VI Rés. Fath Zhar
MAGASIN: 103 - Casablanca
Maroc - Morocco
Tel. +212 22.37.80.22
Fax. +212 22.97.80.49
E-mail: rubimaroc@rubi.com



GBSA



www.rubitools.ir

YouTube

